

INDEPENDENT AUDITORS' REPORT
To the members of TALAVADI CEMENTS LIMITED

Report on the Standalone Ind AS Financial Statements

We have audited the accompanying standalone Ind AS financial statements of Talavadi Cements Limited ('the Company'), which comprise the balance sheet as at 31 March 2018, the statement of profit and loss (including other comprehensive income), the statement of cash flows and the statement of changes in equity for the year then ended and a summary of the significant accounting policies and other explanatory information (herein after referred to as "standalone Ind AS financial statements").

Management's Responsibility for the Standalone Financial Statements

The Company's Board of Directors is responsible for the matters stated in Section 134(5) of the Companies Act, 2013 ("the Act") with respect to the preparation of these standalone Ind AS financial statements that give a true and fair view of the financial position, financial performance including other comprehensive income, cash flows and changes in equity of the Company in accordance with the accounting principles generally accepted in India, including the Indian Accounting Standards (Ind AS) prescribed under Section 133 of the Act read with relevant rules issued thereunder.

This responsibility also includes maintenance of adequate accounting records in accordance with the provisions of the Act for safeguarding the assets of the Company and for preventing and detecting frauds and other irregularities; selection and application of appropriate accounting policies; making judgments and estimates that are reasonable and prudent; and design, implementation and maintenance of adequate internal financial controls, that were operating effectively for ensuring the accuracy and completeness of the accounting records, relevant to the preparation and presentation of the standalone Ind AS financial statements that give a true and fair view and are free from material misstatement, whether due to fraud or error.

Auditor's Responsibility


Our responsibility is to express an opinion on these standalone Ind AS financial statements based on our audit.

We have taken into account the provisions of the Act, the accounting and auditing standards and matters which are required to be included in the audit report under the provisions of the Act and the Rules made thereunder.

We conducted our audit in accordance with the Standards on Auditing specified under Section 143(10) of the Act. Those Standards require that we comply with ethical requirements and plan and perform the audit to obtain reasonable assurance about whether the standalone Ind AS financial statements are free from material misstatement.

An audit involves performing procedures to obtain audit evidence about the amounts and the disclosures in the standalone Ind AS financial statements. The procedures selected depend on the auditor's judgment, including the assessment of the risks of material misstatement of the standalone Ind AS financial statements, whether due to fraud or error. In making those risk assessments, the auditor considers internal financial control relevant to the Company's preparation of the standalone Ind AS financial statements that give a true and fair view in order to design audit procedures that are appropriate in the circumstances. An audit also includes evaluating the appropriateness of the accounting policies used and the reasonableness of the accounting estimates made by the Company's Directors, as well as evaluating the overall presentation of the standalone Ind AS financial statements.

We believe that the audit evidence we have obtained is sufficient and appropriate to provide a basis for our audit opinion on the standalone Ind AS financial statements.



Opinion


In our opinion and to the best of our information and according to the explanations given to us, the aforesaid standalone Ind AS financial statements give the information required by the Act in the manner so required and give a true and fair view in conformity with the accounting principles generally accepted in India including the Ind AS, of the financial position of the Company as at 31 March, 2018, and its financial performance including other comprehensive income, its cash flows and the changes in equity for the year ended on that date.

Report on Other Legal and Regulatory Requirements

1. As required by the Companies (Auditor's Report) Order, 2016 ("the Order") issued by the Central Government of India in terms of section 143(11) of the Act, we give in the Annexure A, a statement on the matters specified in the paragraph 3 and 4 of the order.
2. As required by Section 143(3) of the Act, we report that:
 - (a) we have sought and obtained all the information and explanations which to the best of our knowledge and belief were necessary for the purposes of our audit.
 - (b) in our opinion proper books of account as required by law have been kept by the Company so far as it appears from our examination of those books;
 - (c) the balance sheet, the statement of profit and loss, the statement of cash flows and the statement of changes in equity dealt with by this Report are in agreement with the books of account;
 - (d) in our opinion, the aforesaid standalone Ind AS financial statements comply with the Accounting Standards specified under Section 133 of the Act read with relevant rule issued thereunder;
 - (e) on the basis of the written representations received from the directors as on 31 March 2018 taken on record by the Board of Directors, none of the directors is disqualified as on 31 March 2018 from being appointed as a director in terms of Section 164 (2) of the Act;
 - (f) with respect to the adequacy of the internal financial controls over financial reporting of the Company and the operating effectiveness of such controls, refer to our separate report in "Annexure B"; and
 - (g) with respect to the other matters to be included in the Auditor's Report in accordance with Rule 11 of the Companies (Audit and Auditors) Rules, 2014, in our opinion and to the best of our information and according to the explanations given to us:
 - i. The Company does not have any pending litigations which would impact its financial position;
 - ii. The Company did not have any long-term contracts including derivative contracts;
 - iii. There were no amounts which were required to be transferred to the Investor Education and Protection Fund by the Company.

for **M.R. Daga & Co.**
Chartered Accountants


Pankaj Daga
Partner
M. No. : 404056
Satna (M.P.)
16 May 2018



Annexure - A to the Auditors' Report

The Annexure referred to in Independent Auditors' Report to the members of the Company on the standalone Ind AS financial statements for the year ended 31 March 2018, we report that:

- (i) (a) The company has maintained proper records showing full particulars, including quantitative details and situation of Fixed Assets.
- (b) According to the information and explanations given to us the fixed assets were physically verified by the management at reasonable intervals during the year and no material discrepancies were noticed on such verification.
- (c) The Company does not have any immovable properties of freehold or leasehold land and building and hence reporting under clause (i)(c) of the paragraph 3 of the order is not applicable.
- (ii) The Company does not have any inventory and hence reporting under clause (ii) of the paragraph 3 of the order is not applicable.
- (iii) The company has not granted any secured or unsecured loan to companies, firms, limited liability partnerships or other parties covered in the register maintained under Section 189 of the Companies Act, 2013 ('the Act') . Accordingly the requirements of clauses (iii) a to c of the paragraph 3 of the order are not applicable.
- (iv) According to the information and explanations given to us in respect of loans, investments, guarantees and security the provisions of section 185 and 186 of the companies Act, 2013 have been complied with.
- (v) The Company has not accepted any deposits from the public, hence the directives issued by the Reserve Bank of India and the provisions of section 73 to 76 or any other relevant provisions of the companies Act,2013 and the rules framed there under are not applicable.
- (vi) The Central Government has not prescribed the maintenance of cost records under Section 148 (1) of the Companies Act, 2013.
- (vii) (a) The Company does not fall under the purview of the Employees Provident Fund Act, 1952 and the Employees State Insurance Act, 1948. According to the information and explanations given to us, no undisputed amounts payable in respect of Income Tax, Sales Tax, Service Tax, duty of Customs, duty of Excise, value added tax, cess and other statutory dues were outstanding as at 31st March 2018 for a period of more than six months from the date they become payable.
- (b) According to the information and explanations given to us, the Company has no disputes in case of dues of Sales tax, income tax, Service tax, duty of Custom, duty of Excise, value added tax and Cess.
- (viii) The Company has not taken any loans or borrowings from any financial institution, banks, government and not issued any debentures and hence this clause is not applicable.



- (ix) The Company has not raised any money by way of initial public offer or further public offer (including debt instruments) and term loans and hence this clause is not applicable.
- (x) In our opinion and to the best of our information and according to the explanations given to us, no fraud by the company or on the company by its officers or employees has been noticed or reported during the year.
- (xi) The Company has not paid or provided any managerial remuneration during the year and hence the provisions of section 197 read with Schedule V of the companies Act are not applicable.
- (xii) The provisions of any special statute applicable to Nidhi Company are not applicable to the company.
- (xiii) According to the information and explanations given to us and based on our examination of the records of the company, all transactions with the related parties are in compliance with sections 177 and 188 of Companies Act, 2013 where applicable and the details of such transactions have been disclosed in the standalone Ind AS financial statements as required by the applicable accounting standards.
- (xiv) The company has not made any preferential allotment or private placement of shares or fully or partly convertible debentures during the year, hence requirement of section 42 of the companies Act, 2013 are not applicable.
- (xv) The Company has not entered into any non-cash transactions with the directors or persons connected with him.
- (xvi) The company is not required to be registered under the section 45-IA of the Reserve Bank of India Act, 1934.

for M.R. Daga & Co. DAGA & CO.
Chartered Accountants
FRN 000472C
CHARTERED ACCOUNTANTS

Pankaj Daga
Partner
M. No. : 404056
Satna (M.P.)
16 May 2018

Annexure - B to the Auditors' Report

Report on the Internal Financial Controls under Clause (i) of Sub-section 3 of Section 143 of the Companies Act, 2013 ("the Act")

We have audited the internal financial controls over financial reporting of Talavadi Cements Limited ("the Company") as of 31 March 2018 in conjunction with our audit of the standalone Ind AS financial statements of the Company for the year ended on that date.

Management's Responsibility for Internal Financial Controls


The Company's management is responsible for establishing and maintaining internal financial controls based on the internal control over financial reporting criteria established by the Company considering the essential components of internal control stated in the Guidance Note on Audit of Internal Financial Controls over Financial Reporting issued by the Institute of Chartered Accountants of India ('ICAI'). These responsibilities include the design, implementation and maintenance of adequate internal financial controls that were operating effectively for ensuring the orderly and efficient conduct of its business, including adherence to company's policies, the safeguarding of its assets, the prevention and detection of frauds and errors, the accuracy and completeness of the accounting records, and the timely preparation of reliable financial information, as required under the Companies Act, 2013.

Auditors' Responsibility

Our responsibility is to express an opinion on the Company's internal financial controls over financial reporting based on our audit. We conducted our audit in accordance with the Guidance Note on Audit of Internal Financial Controls over Financial Reporting (the "Guidance Note") and the Standards on Auditing, issued by ICAI and deemed to be prescribed under section 143(10) of the Companies Act, 2013, to the extent applicable to an audit of internal financial controls, both applicable to an audit of Internal Financial Controls and, both issued by the Institute of Chartered Accountants of India. Those Standards and the Guidance Note require that we comply with ethical requirements and plan and perform the audit to obtain reasonable assurance about whether adequate internal financial controls over financial reporting was established and maintained and if such controls operated effectively in all material respects.

Our audit involves performing procedures to obtain audit evidence about the adequacy of the internal financial controls system over financial reporting and their operating effectiveness. Our audit of internal financial controls over financial reporting included obtaining an understanding of internal financial controls over financial reporting, assessing the risk that a material weakness exists, and testing and evaluating the design and operating effectiveness of internal control based on the assessed risk. The procedures selected depend on the auditor's judgment, including the assessment of the risks of material misstatement of the standalone Ind AS financial statements, whether due to fraud or error.

We believe that the audit evidence we have obtained is sufficient and appropriate to provide a basis for our audit opinion on the Company's internal financial controls system over financial reporting.



Meaning of Internal Financial Controls over Financial Reporting

A company's internal financial control over financial reporting is a process designed to provide reasonable assurance regarding the reliability of financial reporting and the preparation of financial statements for external purposes in accordance with generally accepted accounting principles. A company's internal financial control over financial reporting includes those policies and procedures that (1) pertain to the maintenance of records that, in reasonable detail, accurately and fairly reflect the transactions and dispositions of the assets of the company; (2) provide reasonable assurance that transactions are recorded as necessary to permit preparation of financial statements in accordance with generally accepted accounting principles, and that receipts and expenditures of the company are being made only in accordance with authorisations of management and directors of the company; and (3) provide reasonable assurance regarding prevention or timely detection of unauthorised acquisition, use, or disposition of the company's assets that could have a material effect on the financial statements.


Inherent Limitations of Internal Financial Controls Over Financial Reporting

Because of the inherent limitations of internal financial controls over financial reporting, including the possibility of collusion or improper management override of controls, material misstatements due to error or fraud may occur and not be detected. Also, projections of any evaluation of the internal financial controls over financial reporting to future periods are subject to the risk that the internal financial control over financial reporting may become inadequate because of changes in conditions, or that the degree of compliance with the policies or procedures may deteriorate.

Opinion

In our opinion, the Company has, in all material respects, an adequate internal financial controls system over financial reporting and such internal financial controls over financial reporting were operating effectively as at 31 March 2018, based on the internal control over financial reporting criteria established by the Company considering the essential components of internal control stated in the Guidance Note on Audit of Internal Financial Controls Over Financial Reporting issued by the Institute of Chartered Accountants of India.

for M.R. Daga & Co.
Chartered Accountants



Pankaj Daga
Partner
M. No. : 404056
Satna (M.P.)
16 May 2018

TALAVADI CEMENTS LIMITED
CIN : U72900WB1995PLC099355

STANDALONE BALANCE SHEET as at 31st March, 2018


Particulars	Note No.	(In Rs.)	
		As at 31st March, 2018	As at 31st March, 2017
ASSETS			
NON-CURRENT ASSETS			
Property Plant Equipment	5	3,13,68,072	3,33,28,640
Capital work-in-progress	5	45,66,130	45,66,130
		<u>3,59,34,202</u>	<u>3,78,94,770</u>
Financial Assets			
Investments	6	10,000	10,000
Loans		-	-
Others	7	32,22,219	30,15,173
		<u>32,32,219</u>	<u>30,25,173</u>
Other Non-Current Assets	8	4,13,47,752	4,09,01,186
CURRENT ASSETS			
Financial Assets			
Investments	9	82,00,911	76,66,328
Cash and Bank Balances	10	43,62,321	8,16,382
Loans		-	-
Others	11	48,180	28,163
		<u>1,26,11,412</u>	<u>85,10,873</u>
Other Current Assets	12	3,07,896	2,11,418
Total Assets		<u><u>9,34,33,481</u></u>	<u><u>9,05,43,420</u></u>
EQUITY AND LIABILITIES			
Equity			
Equity Share Capital	13	6,00,00,000	6,00,00,000
Other Equity	14	2,83,21,163	2,56,10,906
		<u>8,83,21,163</u>	<u>8,56,10,906</u>
LIABILITIES			
Non-current liabilities			
Provisions		-	-
Deferred Tax Liabilities (Net)	15	46,79,118	49,03,764
Other non-current liabilities		-	-
		<u>46,79,118</u>	<u>49,03,764</u>
Current liabilities			
Financial Liabilities			
Trade Payables	16	22,000	26,250
Other current liabilities	17	4,11,200	2,500
		<u>4,33,200</u>	<u>28,750</u>
Total Equity And Liabilities		<u><u>9,34,33,481</u></u>	<u><u>9,05,43,420</u></u>

Corporate and General Information	1
Basis of Accounting	2
Significant Accounting Policies	3
Significant Judgement and Key Estimates	4

The Notes are an integral part of the Financial Statements

As per our Report annexed.
For M.R. Daga & Co.
Chartered Accountants

Pankaj Daga
Partner
(Membership No. 0404086)



Place: **Satna**
Dated: **16.05.2018**

Directors

B. R. Nahar
B. R. NAHAR
DIN:00049895

M. K. Mehta
M. K. MEHTA
DIN:00085694

Place: **Kolkata**
Dated: **15.05.2018**

STANDALONE STATEMENT OF PROFIT & LOSS for the year ended 31st March, 2018

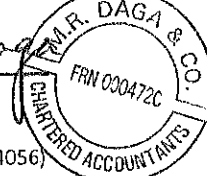
(In Rs.)

Particulars	Note No.	For the period ended 31st Mar, 2018	For the period ended 31st Mar, 2017
Revenue from Operations		-	-
Other Income	18	57,86,983	74,59,440
Total Income (1)		57,86,983	74,59,440
Expenses:			
Cost of materials consumed		-	-
Purchases of Stock -in- Trade		-	-
(Increase)/ Decrease in Inventories of Finished Goods, Stock-in-Trade & Work-in-Progress		-	-
Employee benefits Expense		-	-
Finance costs		-	-
Depreciation and amortization expense	19	19,60,568	19,60,569
Other Expenses	20	13,40,804	15,94,140
Total expenses (2)		33,01,372	35,54,709
Profit/(loss) before exceptional items and tax (3=1-2)		24,85,611	39,04,731
Exceptional Items (4)		-	-
Prior Period Items (Excess Provision/Refund of Income tax relating to earlier years)		-	(6,630)
Profit/(loss) before tax (5=3-4)		24,85,611	38,98,101
Tax Expense:			
Current Tax		2,87,390	5,58,141
Add: MAT Credit Utilized		-	3,50,230
Less: MAT Credit Entitlement		(2,87,390)	-
Deferred Tax		(2,24,646)	(9,93,530)
Profit (Loss) for the Year		27,10,257	39,83,260
Other Comprehensive Income		-	-
A (I) Items that will not be reclassified to profit or loss			
(ii) Income tax relating to items that will not be reclassified to profit or loss			
B (i) Items that will be reclassified to profit or loss			
(ii) Income tax relating to items that will be reclassified to profit or loss			
Total Comprehensive Income for the Year (Comprising profit (loss) and other comprehensive income for the Year)		27,10,257	39,83,260
Earning Per Share			
Weighted Average Number of Ordinary Shares outstanding during the year		60,00,000	60,00,000
Basic and Diluted earnings per share (in Rupees)		0.45	0.66
Corporate and General Information	1		
Basis of Accounting	2		
Significant Accounting Policies	3		
Significant Judgement and Key Estimates	4		

The Notes are an integral part of the Financial Statements

As per our Report annexed.
For M.R. Daga & Co.
Chartered Accountants

Pankaj Daga
Partner
(Membership No. 0404056)



B. R. NAHAR
DIN:00049895

Directors

M. K. MEHTA
DIN:00085694

Place: Satna.
Dated: 16-05-2018

Place: Kolkata.
Dated: 15-05-2018

TALAVADI CEMENTS LIMITED
CIN : U72900WB1995PLC099355

CASH FLOW STATEMENT for the year ended 31st March, 2018


	<i>(In Rs.)</i>	
	<u>For the year ended</u> <u>31st March, 2018</u>	<u>For the year ended</u> <u>31st March, 2017</u>
A Cash Flow from Operating Activities:		
Profit before Tax	24,85,611	39,04,731
Adjustments for :		
Depreciation & Amortisation	19,60,568	19,60,569
Investing Activities (Net)	<u>(7,83,135)</u>	<u>(7,23,754)</u>
Operating Profit before Working Capital changes	36,63,044	51,41,546
Adjustments for :		
(Inc)/ Dec in Current Assets	(1,16,495)	9,99,109
Inc/ (Dec) in Current Liabilities	<u>4,04,450</u>	<u>(3,90,801)</u>
Cash generated from operations	39,50,999	57,49,854
Less :- Direct Taxes Paid	<u>4,26,548</u>	<u>5,01,695</u>
Net Cash from Operating Activities	35,24,451	52,48,159
B Cash Flow from Investing Activities:		
(Purchase)/Sale of Non-Current Assets	(2,07,046)	(37,92,686)
(Purchase)/Sale of Current Investments (Net)	-	(25,00,000)
Interest received from Current Investments	<u>2,28,534</u>	<u>4,48,040</u>
Net Cash used in Investing Activities	21,488	(58,44,646)
C Cash Flow from/(used) Financing Activities:		
D Net increase in Cash and Cash Equivalents (A+B+C)	<u>35,45,939</u>	<u>(5,96,487)</u>
E Cash and Cash Equivalents (Opening Balance)	<u>8,16,382</u>	<u>14,12,869</u>
F Cash and Cash Equivalents (Closing Balance) (D+E)	<u>43,62,321</u>	<u>8,16,382</u>


Notes:

- a) Above statement has been prepared in indirect method.
- b) Figures for the previous year have been re-grouped wherever considered necessary.
- c) Direct Taxes paid are treated as arising from operating activities and are not bifurcated between investing and financing activities.


As per our Report annexed.

For M.R. Daga & Co.
Chartered Accountants


Pankaj Daga
Partner
(Membership No. 0404056)



Directors


B. R. NAHAR
DIN:00049895


M. K. MEHTA
DIN:00085694

Place : Satna.
Dated : 16-05-2018

Place : Kolkata.
Dated : 15-05-2018

TALAVADI CEMENTS LIMITED
CIN : U72900WB1995PLC099355

NOTES TO THE STANDALONE FINANCIAL STATEMENTS for the year ended 31st March 2018

1. CORPORATE AND GENERAL INFORMATION

Talavadi Cements Limited is the company of the M. P. Birla Group. It is one of the subsidiaries of Birla Corporation Limited.

It was incorporated in the year 1995.

2. BASIS OF ACCOUNTING

2.1 Statement of Compliance

These financial statements have been prepared in accordance with the Indian Accounting Standards ("Ind AS") as prescribed by Ministry of Corporate Affairs pursuant to Section 133 of the Companies Act, 2013 ("the Act"), read with the Companies (Indian Accounting Standards) Rules, 2015 (as amended), other relevant provisions of the Act and other accounting principles generally accepted in India.

The financial statements of the Company for the year ended 31st March, 2018 have been approved by the Board of Directors in their meeting held on 15th May, 2018.

2.2 Basis of Measurement

The financial statements have been prepared on historical cost basis, except for following:

- Financial assets and liabilities (including derivative instruments) that is measured at Fair value/ Amortised cost;

2.3 Functional and Presentation Currency

The Financial Statements have been presented in Indian Rupees (INR), which is also the Company's functional currency. All financial information presented in INR has been rounded off to the nearest Rupees as per the requirements of Schedule III, unless otherwise stated.

2.4 Use of Estimates and Judgements

The preparation of financial statements require judgements, estimates and assumptions to be made that affect the reported amount of assets and liabilities including contingent liabilities on the date of the financial statements and the reported amount of revenues and expenses during the reporting period. Difference between actual results and estimates are recognized in the period prospectively in which the results are known/ materialized.

2.5 Current Vs non-current classification

The Company presents assets and liabilities in the balance sheet based on current/ non-current classification. An asset is classified as current when it is:

- Expected to be realized or intended to sold or consumed in normal operating cycle;
- Held primarily for the purpose of trading;
- Expected to be realized within twelve months after the reporting period; or
- Cash or cash equivalent unless restricted from being exchanged or used to settle a liability for at least twelve months after the reporting period.

All the other assets are classified as non-current.


A liability is current when:

- It is expected to be settled in normal operating cycle;
- It is held primarily for the purpose of trading;
- It is due to be settled within twelve months after the reporting period; or
- There is no unconditional right to defer the settlement of the liability for at least twelve months after the reporting period.

The Company classifies all other liabilities as non-current. Deferred Tax Assets and Liabilities are classified as non-current assets and liabilities respectively.

3. SIGNIFICANT ACCOUNTING POLICIES

A summary of the significant accounting policies applied in the preparation of the financial statements are as given below. These accounting policies have been applied consistently to all the periods presented in the financial statements.



3.1 Cash and Cash Equivalents

Cash and cash equivalents in the balance sheet comprise cash at banks and on hand and short term deposits with an original maturity of three months or less, which are subject to an insignificant risk of change in value.

3.2 Income Tax

Income Tax comprises current and deferred tax. It is recognized in profit or loss except to the extent that it relates to an item recognized directly in equity or in other comprehensive income.

3.2.1. Current Tax

Current tax liabilities (or assets) for the current and prior periods are measured at the amount expected to be paid to (recovered from) the taxation authorities using the tax rates (and tax laws) that have been enacted or substantively enacted, at the end of the reporting period.

3.2.2. Deferred Tax


- Deferred Tax assets and liabilities shall be measured at the tax rates that are expected to apply to the period when the asset is realized or the liability is settled based on tax rates (and tax laws) that have been enacted or substantively enacted by the end of the reporting period.
- Deferred tax is recognized in respect of temporary differences between the carrying amounts of assets and liabilities for financial reporting purposes and the corresponding amounts used for taxation purposes (i.e., tax base). Deferred tax is also recognized for carry forward of unused tax losses and unused tax credits.
- Deferred tax assets are recognized to the extent that it is probable that taxable profit will be available against which the deductible temporary differences, and the carry forward of unused tax credits and unused tax losses can be utilized.
- The carrying amount of deferred tax assets is reviewed at the end of each reporting period. The Company reduces the carrying amount of a deferred tax asset to the extent that it is no longer probable that sufficient taxable profit will be available to allow the benefit of part or that entire deferred tax asset to be utilized. Any such reduction is reversed to the extent that it becomes probable that sufficient taxable profit will be available.
- Deferred tax relating to items recognized outside profit or loss is recognized outside profit or loss (either in other comprehensive income or in equity). Deferred tax items are recognized in correlation to the underlying transaction either in OCI or directly in equity.
- Deferred tax assets and liabilities are offset when there is a legally enforceable right to set off current tax assets against current tax liabilities and when they relate to income taxes levied by the same taxation authority and the Company intends to settle its current tax assets and liabilities on a net basis.

3.3 Property, Plant and Equipment

3.3.1. Recognition and Measurement:

- Property, plant and equipment held for use in the production or/and supply of goods or services, or for administrative purposes, are stated in the balance sheet at cost, less any accumulated depreciation and accumulated impairment losses (if any).
- Cost of an item of property, plant and equipment acquired comprises its purchase price, including import duties and non-refundable purchase taxes, after deducting any trade discounts and rebates, any directly attributable costs of bringing the assets to its working condition and location for its intended use and present value of any estimated cost of dismantling and removing the item and restoring the site on which it is located.
- In case of self-constructed assets, cost includes the costs of all materials used in construction, direct labour, allocation of directly attributable overheads, directly attributable borrowing costs incurred in bringing the item to working condition for its intended use, and estimated cost of dismantling and removing the item and restoring the site on which it is located. The costs of testing whether the asset is functioning properly, after deducting the net proceeds from selling items produced while bringing the asset to that location and condition are also added to the cost of self-constructed assets.
- If significant parts of an item of property, plant and equipment have different useful lives, then they are accounted for as separate items (major components) of property, plant and equipment.
- Profit or loss arising on the disposal of property, plant and equipment are recognized in the Statement of Profit and Loss.

3.3.2. Subsequent Expenditure



- Subsequent costs are included in the asset's carrying amount, only when it is probable that future economic benefits associated with the cost incurred will flow to the Company and the cost of the item can be measured reliably. The carrying amount of any component accounted for as a separate asset is derecognized when replaced.
- Major Inspection/ Repairs/ Overhauling expenses are recognized in the carrying amount of the item of property, plant and equipment as a replacement if the recognition criteria are satisfied. Any Unamortized part of the previously recognized expenses of similar nature is derecognized.

3.3.3. Depreciation and Amortization

- Depreciation on tangible assets is provided on straight line method at the rates determined based on the useful lives of respective assets as prescribed in the Schedule II of the Act.
- In case the cost of part of tangible asset is significant to the total cost of the assets and useful life of that part is different from the remaining useful life of the asset, depreciation has been provided on straight line method based on internal assessment and independent technical evaluation carried out by external valuers, which the management believes that the useful lives of the component best represent the period over which it expects to use those components. In case of certain components of plant and machineries depreciation has been provided based on the useful life considered at 2-15 years.
- Depreciation on additions (disposals) during the year is provided on a pro-rata basis i.e., from (up to) the date on which asset is ready for use (disposed of).
- Depreciation on assets built on leasehold land, which is transferrable to the lessor on expiry of lease period, is amortized over the period of lease.
- Depreciation method, useful lives and residual values are reviewed at each financial year-end and adjusted if appropriate.

3.3.4. Disposal of Assets

An item of property, plant and equipment is derecognized upon disposal or when no future economic benefits are expected to arise from the continued use of the asset. Any gain or loss arising on the disposal or retirement of an item of property, plant and equipment is determined as the difference between net disposal proceeds and the carrying amount of the asset and is recognized in the statement of profit and loss.

3.3.5. Capital Work in Progress

Capital work-in-progress is stated at cost which includes expenses incurred during construction period, interest on amount borrowed for acquisition of qualifying assets and other expenses incurred in connection with project implementation in so far as such expenses relate to the period prior to the commencement of commercial production.

3.4 Revenue Recognition

- Revenue is recognized to the extent that it is probable that the economic benefits will flow to the Company and the revenue can be reliably measured, regardless of when the payment is being made. Revenue is measured at the fair value of the consideration received or receivable, taking into account contractually defined terms of payment and excluding taxes or duties collected on behalf of the Government.
- The Company recognizes revenue when the amount of revenue can be reliably measured, it is probable that future economic benefits will flow to the entity and specific criteria have been met for each of the company's activities as described below. The company bases its estimates on historical results, taking into consideration the type of customer, the type of transaction specific to each arrangement.

3.4.1. Interest Income

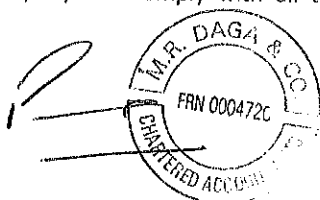
For all debt instruments measured either at amortized cost or at fair value through other comprehensive income (FVTOCI), interest income is recorded using the effective interest rate (EIR). EIR is the rate that exactly discounts the estimated future cash receipts over the expected life of the financial instrument or a shorter period, where appropriate, to the gross carrying amount of the financial asset.

3.4.2. Dividend Income

Dividend Income from investments is recognized when the Company's right to receive payment has been established.

3.5 Government Grants

Government grants are recognized at their fair values when there is reasonable assurance that the grants will be received and the Company will comply with all the attached conditions. When the grant relates to an expense item, it is



recognized as income on a systematic basis over the periods that the related costs, for which it is intended to compensate, are expensed. Grants related to purchase of property, plant and equipment are included in non-current liabilities as deferred income and are credited to profit or loss on a straight line basis over the expected useful life of the related asset and presented within other operating revenue or netted off against the related expenses.

3.6 Financial Instruments

A financial instrument is any contract that gives rise to a financial asset of one entity and a financial liability or equity instrument of another entity.

3.6.1. Financial Assets

➤ Recognition and Initial Measurement:

All financial assets are initially recognized when the company becomes a party to the contractual provisions of the instruments. A financial asset is initially measured at fair value plus, in the case of financial assets not recorded at fair value through profit or loss, transaction costs that are attributable to the acquisition of the financial asset.

➤ Classification and Subsequent Measurement:

For purposes of subsequent measurement, financial assets are classified in four categories:

- Measured at Amortized Cost;
- Measured at Fair Value Through Other Comprehensive Income (FVTOCI);
- Measured at Fair Value Through Profit or Loss (FVTPL); and
- Equity Instruments measured at Fair Value Through Other Comprehensive Income (FVTOCI).

Financial assets are not reclassified subsequent to their initial recognition, except if and in the period the Company changes its business model for managing financial assets.

- Measured at Amortized Cost: A debt instrument is measured at the amortized cost if both the following conditions are met:
 - The asset is held within a business model whose objective is achieved by both collecting contractual cash flows; and
 - The contractual terms of the financial asset give rise on specified dates to cash flows that are solely payments of principal and interest (SPPI) on the principal amount outstanding.

After initial measurement, such financial assets are subsequently measured at amortized cost using the effective interest rate (EIR) method.

- Measured at FVTOCI: A debt instrument is measured at the FVTOCI if both the following conditions are met:
 - The objective of the business model is achieved by both collecting contractual cash flows and selling the financial assets; and
 - The asset's contractual cash flows represent SPPI.

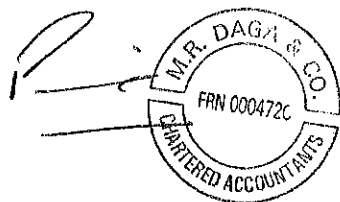
Debt instruments meeting these criteria are measured initially at fair value plus transaction costs. They are subsequently measured at fair value with any gains or losses arising on remeasurement recognized in other comprehensive income, except for impairment gains or losses and foreign exchange gains or losses. Interest calculated using the effective interest method is recognized in the statement of profit and loss in investment income.

- Measured at FVTPL: FVTPL is a residual category for debt instruments. Any debt instrument, which does not meet the criteria for categorization as at amortized cost or as FVTOCI, is classified as FVTPL. In addition, the company may elect to designate a debt instrument, which otherwise meets amortized cost or FVTOCI criteria, as at FVTPL. Debt instruments included within the FVTPL category are measured at fair value with all changes recognized in the statement of profit and loss.

- Equity Instruments measured at FVTOCI: All equity investments in scope of Ind AS – 109 are measured at fair value. Equity instruments which are, held for trading are classified as at FVTPL. For all other equity instruments, the company may make an irrevocable election to present in other comprehensive income subsequent changes in the fair value. The company makes such election on an instrument-by-instrument basis. The classification is made on initial recognition and is irrevocable. In case the company decides to classify an equity instrument as at FVTOCI, then all fair value changes on the instrument, excluding dividends, are recognized in the OCI. There is no recycling of the amounts from OCI to P&L, even on sale of investment.

➤ Derecognition

The Company derecognizes a financial asset on trade date only when the contractual rights to the cash flows from the asset expire, or when it transfers the financial asset and substantially all the risks and rewards of ownership of the asset to another entity.



➤ Impairment of Financial Assets

The Company assesses at each date of balance sheet whether a financial asset or a group of financial assets is impaired. Ind AS – 109 requires expected credit losses to be measured through a loss allowance. The company recognizes lifetime expected losses for all contract assets and/ or all trade receivables that do not constitute a financing transaction. For all other financial assets, expected credit losses are measured at an amount equal to the 12 month expected credit losses or at an amount equal to the life time expected credit losses if the credit risk on the financial asset has increased significantly since initial recognition.

3.6.2. Financial Liabilities

➤ Recognition and Initial Measurement:

Financial liabilities are classified, at initial recognition, as at fair value through profit or loss, loans and borrowings, payables or as derivatives, as appropriate. All financial liabilities are recognized initially at fair value and, in the case of loans and borrowings and payables, net of directly attributable transaction costs.

➤ Subsequent Measurement:

Financial liabilities are measured subsequently at amortized cost or FVTPL. A financial liability is classified as FVTPL if it is classified as held-for-trading, or it is a derivative or it is designated as such on initial recognition. Financial liabilities at FVTPL are measured at fair value and net gains and losses, including any interest expense, are recognized in profit or loss. Other financial liabilities are subsequently measured at amortized cost using the effective interest rate method. Interest expense and foreign exchange gains and losses are recognized in profit or loss. Any gain or loss on derecognition is also recognized in profit or loss.

➤ Derecognition

A financial liability is derecognized when the obligation under the liability is discharged or cancelled or expires.

➤ Offsetting financial instruments

Financial assets and liabilities are offset and the net amount reported in the balance sheet when there is a legally enforceable right to offset the recognized amounts and there is an intention to settle on a net basis or realize the asset and settle the liability simultaneously. The legally enforceable right must not be contingent on future events and must be enforceable in the normal course of business and in the event of default, insolvency or bankruptcy of the counterparty.

3.7 Impairment of Non-Financial Assets

- The Company assesses, at each reporting date, whether there is an indication that an asset may be impaired. An asset is treated as impaired when the carrying cost of the asset exceeds its recoverable value being higher of value in use and net selling price. Value in use is computed at net present value of cash flow expected over the balance useful lives of the assets. For the purpose of assessing impairment, assets are grouped at the lowest levels for which there are separately identifiable cash inflows which are largely independent of the cash inflows from other assets or group of assets (Cash Generating Units – CGU).
- An impairment loss is recognized as an expense in the Statement of Profit and Loss in the year in which an asset is identified as impaired. The impairment loss recognized in earlier accounting period is reversed if there has been an improvement in recoverable amount.

3.8 Provisions, Contingent Liabilities and Contingent Assets

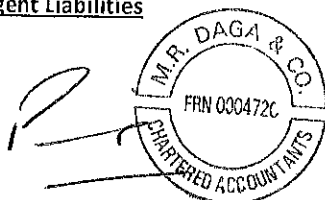
3.8.1. Provisions

Provisions are recognized when there is a present obligation (legal or constructive) as a result of a past event and it is probable that an outflow of resources embodying economic benefits will be required to settle the obligation and a reliable estimate can be made of the amount of the obligation. Provisions are determined by discounting the expected future cash flows (representing the best estimate of the expenditure required to settle the present obligation at the balance sheet date) at a pre-tax rate that reflects current market assessments of the time value of money and the risks specific to the liability. The unwinding of the discount is recognized as finance cost.

➤ Onerous Contracts:

Present obligations arising under onerous contracts are recognized and measured as provisions. An onerous contract is considered to exist when a contract under which the unavoidable costs of meeting the obligations exceed the economic benefits expected to be received from it.

3.8.2. Contingent Liabilities



Contingent liability is a possible obligation arising from past events and the existence of which will be confirmed only by the occurrence or non-occurrence of one or more uncertain future events not wholly within the control of the Company or a present obligation that arises from past events but is not recognized because it is not possible that an outflow of resources embodying economic benefit will be required to settle the obligations or reliable estimate of the amount of the obligations cannot be made. The Company discloses the existence of contingent liabilities in Other Notes to Financial Statements.

3.8.3. Contingent Assets

Contingent assets usually arise from unplanned or other unexpected events that give rise to the possibility of an inflow of economic benefits. Contingent Assets are not recognized though are disclosed, where an inflow of economic benefits is probable.

3.9 Measurement of Fair Values

A number of the Company's accounting policies and disclosures require the measurement of fair values, for both financial and non-financial assets and liabilities.

Fair value is the price that would be received to sell an asset or paid to transfer a liability in an orderly transaction between market participants at the measurement date. The fair value measurement is based on the presumption that the transaction to sell the asset or transfer the liability takes place either:

- In the principal market for the asset or liability, or
- In the absence of a principal market, in the most advantageous market for the asset or liability.

The principal or the most advantageous market must be accessible by the Company. The fair value of an asset or a liability is measured using the assumptions that market participants would use when pricing the asset or liability, assuming that market participants act in their economic best interest. A fair value measurement of a non-financial asset takes into account a market participant's ability to generate economic benefits by using the asset in its highest and best use or by selling it to another market participant that would use the asset in its highest and best use.

The Company uses valuation techniques that are appropriate in the circumstances and for which sufficient data are available to measure fair value, maximising the use of relevant observable inputs and minimising the use of unobservable inputs.

All assets and liabilities for which fair value is measured or disclosed in the financial statements are categorised within the fair value hierarchy, described as follows, based on the input that is significant to the fair value measurement as a whole:

- Level 1 — Quoted (unadjusted) market prices in active markets for identical assets or liabilities
- Level 2 — Inputs other than quoted prices included within Level 1, that are observable for the asset or liability, either directly or indirectly; and
- Level 3 — Inputs which are unobservable inputs for the asset or liability.

External valuers are involved for valuation of significant assets & liabilities. Involvement of external valuers is decided by the management of the company considering the requirements of Ind AS and selection criteria include market knowledge, reputation, independence and whether professional standards are maintained.

3.10 Standards Issued but not yet Effective

The standard issued but not yet effective up to the date of issuance of the Company's financial Statements is disclosed below. The company intends to adopt this Standard when it becomes effective.

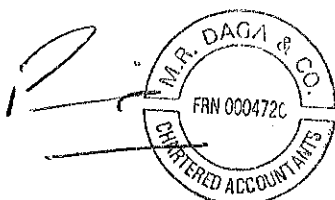
- Ind-AS 7 – Statement of Cash Flows

The MCA has notified Companies (Indian Accounting Standards) (Amendment) Rules, 2017 to amend the above Ind-AS's. The amendment will come into force from accounting period commencing on or after April 1, 2017. The Company is in the process of assessing the possible impact of Ind-AS 7: Statement of Cash Flows and will adopt the amendments on the required effective date.


4. Significant Judgements and Key sources of Estimation in applying Accounting Policies

Information about Significant judgements and Key sources of estimation made in applying accounting policies that have the most significant effects on the amounts recognized in the financial statements is included in the following notes:

- Recognition of Deferred Tax Assets: The extent to which deferred tax assets can be recognized is based on an assessment of the probability of the Company's future taxable income against which the deferred tax assets can be utilized. In addition, significant judgement is required in assessing the impact of any legal or economic limits.



- **Useful lives of depreciable/ amortisable assets (tangible and intangible):** Management reviews its estimate of the useful lives of depreciable/ amortisable assets at each reporting date, based on the expected utility of the assets. Uncertainties in these estimates relate to actual normal wear and tear that may change the utility of plant and equipment.
- **Provisions and Contingencies:** The assessments undertaken in recognising provisions and contingencies have been made in accordance with Indian Accounting Standards (Ind AS) 37, 'Provisions, Contingent Liabilities and Contingent Assets'. The evaluation of the likelihood of the contingent events is applied best judgement by management regarding the probability of exposure to potential loss.
- **Impairment of Financial Assets:** The Company reviews its carrying value of investments carried at amortized cost annually, or more frequently when there is indication of impairment. If recoverable amount is less than its carrying amount, the impairment loss is accounted for.



5 PROPERTY, PLANT AND EQUIPMENT

(in Rs)

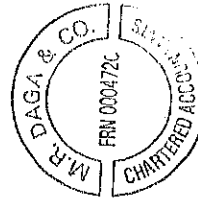
Particulars	Year Ended 31st March 2018													
	Gross Carrying Amount					Accumulated Depreciation					Net Carrying Amount			
	Deemed cost as at 1st April 2017	Additions	Transfer/Inter Unit Transfer	Disposals	Other Adjustments	As at 31st March 2018	As at 1st April 2017	Depreciation charged during the year	Transfer/Inter Unit Transfer	Deductions		Other Adjustments		
Leasehold Land	-	-	-	-	-	-	-	-	-	-	-	-	-	-
Freehold Land	-	-	-	-	-	-	-	-	-	-	-	-	-	-
Sub-Total	3,93,062	-	-	-	-	3,93,062	52,308	26,155	-	-	-	-	-	3,14,598
Buildings	3,68,49,105	-	-	-	-	3,68,49,105	38,88,828	19,34,413	-	-	-	-	-	3,10,45,864
Plant and Machinery	4,710	-	-	-	-	4,710	-	-	-	-	-	-	-	4,710
Furniture and Fittings	-	-	-	-	-	-	-	-	-	-	-	-	-	-
Vehicles	-	-	-	-	-	-	-	-	-	-	-	-	-	-
Office Equipments	2,900	-	-	-	-	2,900	-	-	-	-	-	-	-	2,900
Railway Sidings	-	-	-	-	-	-	-	-	-	-	-	-	-	-
Capital Work- In-Progress	45,66,130	-	-	-	-	45,66,130	-	-	-	-	-	-	-	45,66,130
Total	4,18,15,907	-	-	-	-	4,18,15,907	39,21,137	19,80,568	-	-	-	-	-	58,81,705
														3,69,34,202

Notes:

5.1 Includes Rs Nil in Land and Rs Nil in Building under co-ownership basis and also Rs Nil being value of investments in Shares of a Private Ltd. Co.

5.2 Other Adjustments include adjustment on account of foreign exchange differences pursuant to using the optional exemption available under para D13AA of Ind AS 101 "First Time Adoption" for continuing with the policy adopted for accounting for exchange difference on the Long Term Foreign Exchange Monetary Items recognized under previous GAAP. Accordingly, the amount adjusted with the block amounts to Rs Nil (previous year Rs Nil) and Rs Nil remaining unamortized as on 31st March 2018.

5.3 Other Adjustments also include finance costs capitalized on the qualifying assets as required by Ind AS 23 "Borrowing Costs" amounting to Rs Nil (previous year Rs Nil)



[Handwritten Signature]

ASSETS

A. NON-CURRENT ASSETS

FINANCIAL ASSETS

NOTE 6 : INVESTMENTS

	As at 31 st March 2018	As at 31 st March 2017
INVESTMENT AT AMORTIZED COST		
UNQUOTED		
National Savings Certificates (Face Value Rs. 10,000) (Deposited with Government Department as Security)	10,000	10,000
TOTAL NON-CURRENT INVESTMENTS	10,000	10,000
Aggregate of Quoted Investments	-	-
Aggregate Market Value of Quoted Investments	-	-
Aggregate of Unquoted Investments	10,000	10,000
Aggregate amount of Impairment in value of Investments	-	-

NOTE 7 : OTHERS

Security Deposits

Secured, considered good	17,500	17,500
Unsecured, considered good	-	-
Doubtful	-	-
	17,500	17,500
Balances with Bank held as margin money/security	-	-
Fixed Deposit with Banks	32,04,719	29,97,673
	32,04,719	29,97,673
	32,22,219	30,15,173

NOTE 8 : Other Non-Current Assets

Other Advances (Unsecured, Considered good)

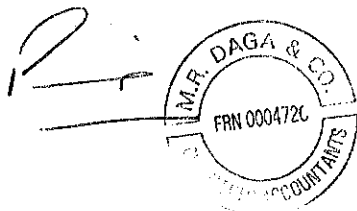
Advance Tax (including TDS) (Net of provisions)	37,35,972	32,89,406
Advance against supply of Goods and Services	-	-
Prepaid Expenses	-	-
Balances with Government & Statutory Authorities	-	-
Advances paid Under Protest	3,76,11,780	3,76,11,780
	4,13,47,752	4,09,01,186

B. CURRENT ASSETS


FINANCIAL ASSETS

NOTE 9 : INVESTMENTS

UNITS IN MUTUAL FUNDS		
UNQUOTED		
ICICI Money Market Fund - Direct Growth	23,21,502	21,72,435
Reliance Money Manager Fund - Direct Growth Plan Growth Option	30,67,981	28,63,967
ICICI Ultra Short Term Plan - Direct Growth	28,11,428	26,29,926
Total Current Investment	82,00,911	76,66,328
Total Non-Current and Current Investments	82,10,911	76,76,328
Aggregate of Quoted Investments	-	-
Aggregate Market Value of Quoted Investments	-	-
Aggregate of Unquoted Investments	82,00,911	76,66,328
Aggregate amount of Impairment in value of Investments	-	-
Aggregate of Total(Non-Current and Current) Quoted Investments	-	-
Aggregate Market value of Total(Non-Current and Current) Quoted Investments	-	-
Aggregate of Total(Non-Current and Current) Unquoted Investments	82,10,911	76,76,328
Aggregate amount of Impairment in value of Total Investments	-	-



	As at 31 st March 2018	As at 31 st March 2017
NOTE 10 : CASH AND BANK BALANCES		
Cash and Cash Equivalents		
Balances With Banks	43,62,321	8,16,382
Cheques/drafts on hand and Remittances In transit	-	-
Cash in hand	-	-
	<u>43,62,321</u>	<u>8,16,382</u>
NOTE 11 : Others		
Unsecured, considered good unless stated otherwise		
Interest accrued on Investments	48,180	28,163
	<u>48,180</u>	<u>28,163</u>
NOTE 12 : Other Current Assets		
Other Advances (Unsecured, Considered good)		
Prepaid Expenses	-	-
Balances with Government & Statutory Authorities	3,07,896	2,11,418
	<u>3,07,896</u>	<u>2,11,418</u>
EQUITY AND LIABILITIES		
C.EQUITY		
NOTE 13 : Equity Share Capital		
Authorised		
60,00,000 Ordinary Shares of Rs. 10/- each	6,00,00,000	6,00,00,000
	<u>6,00,00,000</u>	<u>6,00,00,000</u>
Issued		
60,00,000 Ordinary Shares of Rs. 10/- each	6,00,00,000	6,00,00,000
	<u>6,00,00,000</u>	<u>6,00,00,000</u>
Subscribed and Paid-up		
60,00,000 Ordinary Shares of Rs. 10/- each fully paid-up (Of the above, 58,80,400 Ordinary Shares are held by Birla Corporation Limited, the Holding Company)	6,00,00,000	6,00,00,000
	<u>6,00,00,000</u>	<u>6,00,00,000</u>
<p>The company has only one class of issued shares i.e. ordinary shares having par value of Rs.10 per share. Each holder of ordinary shares is entitled to one vote per share and equal right for dividend. No preference and/or restrictions on distribution of dividend and repayment of capital is attached to the above shares.</p> <p>There has been no change/movements in number of shares outstanding at the beginning and at the end of the reporting period and therefore no reconciliation is required.</p> <p>The Company has Birla Corporation Limited as its ultimate holding company.</p> <p>1 (P.Y. 1) shareholder holds more than 5% of the Ordinary Shares of the Company aggregating to 58,80,400 shares as on 31st Mar, 2018.</p> <p>No shares have been reserved for issue under options and contracts/ commitments for the sale of shares/disinvestment as at the balance sheet date.</p> <p>No shares have been allotted or has been bought back by the company during the period of 5 years preceeding the date as at which the Balance Sheet is prepared.</p> <p>No convertible securities has been Issued by the company during the Year.</p> <p>No calls are unpaid by any Director and Officer of the Company during the Year.</p>		
NOTE 14 : Other Equity		
Retained Earnings		-50,42,608
Surplus/ (Deficit)		
As per last Financial Statements	2,56,10,906	2,65,05,782
Add: Profit for the Year	27,10,257	39,83,260
Less : Depreciation	-	-
	<u>2,83,21,163</u>	<u>3,04,89,042</u>
Profit/(Loss) -IND AS for the year 2015-16		1,64,472
Total Other Equity	<u>2,83,21,163</u>	<u>2,56,10,906</u>



Total Other Equity

Notes to Standalone Financial Statements as on and for the year ended 31st March, 2018

D. NON-CURRENT LIABILITIES	As at	As at
NOTE 15 : Deferred Tax Liabilities (Net)	31 st March 2018	31 st March 2017
Deferred Tax Liabilities	46,79,118	49,03,764
Deferred Tax Liabilities	46,79,118	49,03,764

(a) In accordance with Ind AS 12 i.e. 'Income Taxes' issued by the Institute of Chartered Accountants of India, the Company's deferred tax liabilities as on 31st Mar'18 is Rs.46,79,118 arising out of timing differences. The excess of deferred tax liabilities over assets has been recognized in the accounts.

E. CURRENT LIABILITIES

FINANCIAL LIABILITIES

NOTE 16 : Trade Payables

Others (Audit Fee)	22,000	26,250
	22,000	26,250

NOTE 17 : Other current liabilities

For Statutory Dues (GST & TDS Payable)	4,11,200	2,500
	4,11,200	2,500

NOTE 18 : Other income

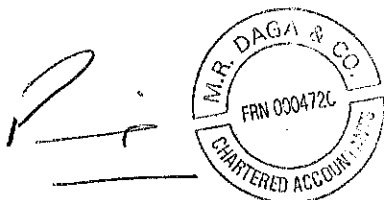
Interest Income		
From banks (Tax Deducted at Source Rs.15842, Previous year Rs.22190)	2,48,551	2,21,899
From refund on Income Tax		11,314
Dividend Income		
From long term Investments	-	-
From current investments	-	-
Net gain/ (loss) on sale of Investments		
Net gain/ (loss) on sale of long term Investments	-	-
Net gain/ (loss) on sale of current Investments	-	-
Net Gain on Investments Fair Value Through P & L	5,34,584	5,01,855
Other Non Operating Income		
Miscellaneous Income (Tax Deducted at Source Rs.1,00,076, Previous year Rs.1,34,486)	50,03,848	67,24,372
	57,86,983	74,59,440

NOTE 19 : Depreciation and amortization expense

On Fixed Assets	19,60,568	19,60,569
	19,60,568	19,60,569


NOTE 20 : Other Expenses

Legal Charges	10,97,750	11,24,739
Travelling Expenses	-	-
Printing and Stationery	12,464	-
Bank Charges	1,282	47,681
General Charges	1,82,440	3,50,017
Insurance	29,119	46,328
Statutory Auditors -		
Audit Fees	17,750	20,300
Tax Audit Fees	-	5,075
Directors' Fees	-	-
	13,40,804	15,94,140
	13,40,804	15,94,140



Notes to Standalone Financial Statements as on and for the year ended 31st March, 2018

- 21 There are no reportable segments as per Ind AS 108 i.e. 'Operating Segments' Issued by the Institute of Chartered Accountants of India., as the Company has not yet started it's commercial production.
- 22 The Company is liable to pay regular tax on its profits earned during the current accounting year. However, tax credit shall be utilized to the extent of difference between regular tax & MAT Liability, depending upon the credit earned by the Company in past years, in accordance with the provisions of Section 115JAA of the Income Tax Act, 1961.
- 23 There are no Micro, Small and Medium Enterprises (MSMEs) as defined in the Micro, Small, Medium Enterprises Development Act, 2006, within the appointed date during the year and no MSMEs to whom the Company owes dues on account of principal amount together with interest at the Balance Sheet date, hence no additional disclosure have been made.
- 24 The company has been granted Mining Lease for 2130 Hectors in Satna District in the State of Madhya Pradesh. A Revision Petition & Writ Petition against the same was filed before the Central Government Mining Tribunal and Hon'ble High Court, Jabalpur respectively. The Hon'ble High Court remitted back the matter to the State Government for fresh hearing. Aggrieved by the above order the company appealed before the Hon'ble Supreme Court. Pursuant to the order of the Hon'ble Supreme Court, the Company has filed review petition before the Hon'ble High Court at Jabalpur. The case is pending for further hearing.
- 25 The Board of Directors of the Company at its meeting held on 25th July 2013 had approved the Scheme of Amalgamation to amalgamate the Company with Birla Corporation Limited, Its Holding Company with an appointed date of 1st April 2013. The scheme is subject to the approval of the Hon'ble High Court at Kolkata.



- 26 Disclosure as required under the micro, small and medium enterprises development act, 2006, to the extent ascertained, and as per notification number GSR 679 (E) dated 4th September, 2015

Sl. No.	Particulars	As at 31 st March 2018	As at 31 st March 2017
i	The principal amount and the interest due thereon remaining unpaid to any supplier at the end of each financial year.	NIL	NIL
ii	The amount of interest paid by the buyer in terms of section 16 of the Micro, Small and Medium Enterprises Development Act, 2006, along with the amount of the payment made to the supplier beyond the appointed day during each accounting year.	NIL	NIL
iii	The amount of interest due and payable for the period of delay in making payment but without adding the interest specified under the Micro, Small and Medium Enterprises Development Act, 2006	NIL	NIL
iv	The amount of interest accrued and remaining unpaid at the end of each accounting year	NIL	NIL
v	The amount of further interest remaining due and payable even in the succeeding years, until such date when the interest dues above are actually paid to the small enterprise, for the purpose of disallowance of a deductible expenditure under section 23 of the Micro, Small and Medium Enterprises Development Act, 2006	NIL	NIL

27 Related Party Disclosures

- 27.1 As defined in Indian Accounting Standard-24, the Company has a related party relationship in the nature of control by its Holding Company namely:

Name of the Entity	Place of Incorporation	Ownership Interest held by the Company	
		31 st March 2018	31 st March 2017
Birla Corporation Limited	India	98%	98%

Nature	Name	Designation
Key Management Personnels	Mr. Bachh Raj Nahar	Director
	Mr. Manoj Kumar Mehta	Director
	Mr. Prakash Chandra Mathur	Director

- 27.2 Other related parties with whom transactions have taken place during the year and previous year are: Nil

27.3 Transactions during the year

Particulars	2017-2018	2016-2017
	Holding	Holding
Sale of goods/services	5003846	6724372
Payment of Rent		
Receipt of Rent		
Advances received	2247820	4902799
Advances repaid	2247820	4902799
Interest Received		
Remuneration, Perquisites & Others		


27.4 Balance Outstanding as at the balance sheet date

Particulars	As at 31 st March 2018	As at 31 st March 2017
Trade Payables		
Holding	NIL	NIL
Trade Receivables		
Holding	NIL	NIL
Advances Received		
Holding	NIL	NIL
Provision for Doubtful Advances		
Holding	NIL	NIL

29 Fair value of Financial Assets and Financial Liabilities

As at 31st March 2018 and 31st March 2017

Particulars	31st March 2018	31st March 2017



	FVTPL	FVOCI	Amortized Cost	FVTPL	FVOCI	Amortized Cost
Financial Assets						
Investment						
- Equity Instruments						
- Preference Shares						
- Bonds and Debentures						
- Mutual Funds	82,00,911			76,66,328		
- Government Securities			10,000			10,000
Trade Receivables						
Loans Given						
Cash and Cash Equivalents			43,62,321			8,16,382
Security Deposits			17,500			17,500
Fixed Deposits maturing after 12 months from Balance sheet date			32,04,719			29,97,673
Interest accrued on Fixed Deposits			48,180			28,163
Total Financial Assets	82,00,911	-	76,42,720	76,66,328	-	38,69,718
Financial Liabilities						
Borrowings						
Trade Payables			22,000			26,250
Trade & Security Deposits						
Capital Creditors						
Total Financial Liabilities	-	-	22,000	-	-	26,250

30 Fair Values

30.1 The following is the comparison by class of the carrying amounts and fair value of the Company's financial instruments that are measured at amortized cost:


Particulars	31st March 2018		31st March 2017	
	Carrying Amount	Fair Value	Carrying Amount	Fair Value
Financial Assets				
Investments				
Bonds				
Government Securities	10,000	10,000	10,000	10,000
Loans				
Loan to Related Parties				
Loan to Employees				
Cash and Cash Equivalents	43,62,321	43,62,321	8,16,382	8,16,382
Security Deposits	17,500	17,500	17,500	17,500
Fixed Deposits maturing after 12 months from Balance sheet date	32,04,719	32,04,719	29,97,673	29,97,673
Interest accrued on Fixed Deposits	48,180	48,180	28,163	28,163
Total Financial Assets	76,42,720	76,42,720	38,69,718	38,69,718
Financial Liabilities				
Non-Current Borrowings				
Debentures				
Rupee Term Loan				
Foreign Currency Term Loan				
Obligations under Finance Lease				
Trade Payables	22,000	22,000	26,250	26,250
Total Financial Liabilities	22,000	22,000	26,250	26,250

30.2 The management assessed that the fair values of government securities, cash and cash equivalents, security deposits, Fixed Deposits, Interest accrued on fixed deposits and trade payables approximates their carrying amounts largely due to the short-term maturities of these instruments.

30.3 For Financial assets and liabilities that are measured at fair value, the carrying amounts are equal to their fair values.

30.4 The fair value of the financial assets and financial liabilities is included at the amount at which the instruments could be exchanged in a current transaction between willing parties, other than in a forced or liquidation sale.

31 Fair Value Hierarchy



The following are the judgements and estimates made in determining the fair values of the financial instruments that are (a) recognized and measured at fair value and (b) measured at amortized cost and for which fair value are disclosed in the financial statements. To provide an indication about the reliability of the inputs used in determining fair value, the company has classified its financial instruments into the three levels of fair value measurement as prescribed under the Ind AS 113 "Fair Value Measurement". An explanation of each level follows underneath the tables.

31.1 Assets and Liabilities measured at Fair Value - recurring fair value measurements

As at 31st March 2018 and 31st March 2017

Particulars	31st March 2018			31st March 2017		
	Level 1	Level 2	Level 3	Level 1	Level 2	Level 3
Financial Assets						
Financial Investment at FVTPL						
Unlisted Preference Shares						
Mutual Funds	82,00,911			76,66,328		
Financial Investment at FVOCI						
Listed Equity Investments						
Unlisted Equity Investments						
Listed Corporate Bonds						
Listed Government Securities						
Government Securities						
Derivatives not designated as hedge						
Foreign Exchange Forward Contracts						
Total Financial Assets	82,00,911	-	-	76,66,328	-	-
Financial Liabilities						
Derivatives not designated as hedges						
Foreign Exchange Forward Contracts						
Total Financial Liabilities	-	-	-	-	-	-

31.2 Financial Assets and Liabilities measured at Amortized Cost for which fair values are disclosed


As at 31st March 2018 and 31st March 2017

Particulars	31st March 2018			31st March 2017		
	Level 1	Level 2	Level 3	Level 1	Level 2	Level 3
Financial Assets						
Investments						
Bonds						
Government Securities			10,000			10,000
Loans						
Loans to Associates						
Loans to Employees						
Security Deposits						
Cash and Cash Equivalents			43,62,321			8,16,382
Security Deposits			17,500			17,500
Fixed Deposits maturing after 12 months from Balance sheet date			32,04,719			29,97,673
Other Financial Assets			48,180			28,163
Total Financial Assets	-	-	76,42,720	-	-	38,69,718
Financial Liabilities						
Non-Current Borrowings						
Debentures						
Rupee Term Loan						
Foreign Currency Term Loan						
Obligation under Finance Lease						
Trade Payables			22,000			26,250
Total Financial Liabilities	-	-	22,000	-	-	26,250
Investment Properties						

31.3 During the year ended March 31, 2018 and March 31, 2017, there were no transfers between Level 1 and Level 2 fair value measurements, and no transfer into and out of Level 3 fair value measurements.

31.4 Explanation to the fair value hierarchy

The Company measures financial instruments, such as, quoted investments at fair value at each reporting date. Fair value is the price that would be received to sell an asset or paid to transfer a liability in an orderly transaction between market participants at the measurement date. All assets and liabilities for which fair value is measured or disclosed in the financial statements are categorised within the fair value hierarchy, described as follows, based on the lowest level input that is significant to the fair value measurement as a whole:



- 31.4.1 Level 1 Level 1 hierarchy includes financial Instruments measured using quoted prices. This includes listed equity Instruments, traded bonds and mutual funds that have quoted price. The fair value of all equity Instruments (Including bonds) which are traded in the stock exchanges is valued using the closing price as at the reporting period. The mutual funds are valued using the closing NAV.
- 31.4.2 Level 2 The fair value of financial Instruments that are not traded in an active market (for example, traded bonds, over-the-counter derivatives) is determined using valuation techniques which maximise the use of observable market data and rely as little as possible on entity-specific estimates. If all significant inputs required to fair value an instrument are observable, the Instrument is included in level 2.
- 31.4.3 Level 3 If one or more of the significant inputs is not based on observable market data, the Instrument is included in level 3. This is the case for unlisted equity securities, contingent consideration included in level 3.

32 The following are the remaining contractual maturities of financial liabilities as at 31st March 2018.

Particulars	On Demand	Less than 6 months	6 months to 1 year	1 years to 5 years	More than 5 years	Total
Non-derivative						
Trade payables	22,000					


34 Comparative financial information (i.e. the amounts and other disclosure for the preceding year) presented above, is included as an integral part of the current year's financial statements, and is to be read in relation to the amounts and other disclosures relating to the current year. Figures of the previous year are regrouped and reclassified wherever necessary to correspond to figures of the current year.

Signature to Notes 1 to 34

As per our Report annexed.
For M.R. Daga & Co.
Chartered Accountants

Pankaj Daga
Partner
(Membership No. 0404056)

Place: Satna.
Dated: 16-05-2018



Place: Kolkata.
Dated: 15-05-2018

Directors

Mausi Mehta
M. K. MEHTA
DIN:00085694

TALVYADI ELEMENTS LIMITED
CIN - U72900WB1999PC099355

STANDALONE STATEMENT OF CHANGE IN EQUITY
Statement of Change in Equity for the year ended 31st March, 2018

(in Rs.)

a) Equity Share Capital

Balance as at 1st April 2016	6,00,00,000
Add/(Less) Changes in Equity Share Capital during the year	6,00,00,000
Balance as at 31st March 2017	6,00,00,000
Add/(Less) Changes in Equity Share Capital during the year	6,00,00,000
Balance as at 31st March 2018	6,00,00,000

b) Other Equity

	Reserve & Surplus				Items of Other Comprehensive Income			Total
	Capital Reserve	Securities Premium Reserve	Debt Redemption Reserve	General Reserve	Foreign Currency Monetary Item Translation Difference Account	Retained Earnings	Debt Instrument through Other Comprehensive Income	
Balance as at 31st March, 2017					2,56,10,906	27,19,257		27,10,257
Profit for the year								
Transfer from Retained Earnings								
Mark to market gain/loss through OCI								
Deferred Tax								
Reclassification of Financial Instruments from OCI to Statement of Profit & Loss								
Other Comprehensive Income								
Total Comprehensive Income for the year						27,10,257		27,10,257
Dividends Paid								
Dividend Distribution Tax								
Transfer to Debtors Redemption Reserve								
Transfer to General Reserve								
Exchange Gain/(Loss) during the year								
Balance as at 31st March, 2018					2,56,10,906	27,19,257		2,83,30,163

As per our Report attached for M.R. Daga & Co. Chartered Accountants
 Partner
 Membership No. 08620581
 Place: Kolkata
 Date: 15.05.2018

As per our Report attached for M.R. Daga & Co. Chartered Accountants
 Partner
 Membership No. 08620581
 Place: Kolkata
 Date: 15.05.2018

As per our Report attached for M.R. Daga & Co. Chartered Accountants
 Partner
 Membership No. 08620581
 Place: Kolkata
 Date: 15.05.2018

As per our Report attached for M.R. Daga & Co. Chartered Accountants
 Partner
 Membership No. 08620581
 Place: Kolkata
 Date: 15.05.2018