



V. SANKAR AIYAR & CO.
CHARTERED ACCOUNTANTS

Satyam Cinema Complex, Ranjit Nagar Community Centre, New Delhi – 110 008
Flat No. | 202, 203 | Tel. (011) 25702691, 25704639, 43702919
 | & 301 | Tel. (011) 25705233, Telefax : (011) 25705232
 E-mail : newdelhi@vsa.co.in

INDEPENDENT AUDITOR'S REPORT

To the Members of

RCCPL Private Limited (Formerly known as Reliance Cement Company Private Limited)

Report on the Audit of Financial Statements

Opinion

We have audited the accompanying financial statements of RCCPL Private Limited ("the Company"), which comprise the balance sheet as at 31st March, 2020, the statement of profit and loss (including other comprehensive income), statement of changes in equity, statement of cash flows for the year then ended, and notes to the financial statements, including a summary of the significant accounting policies and other explanatory information.

In our opinion and to the best of our information and according to the explanations given to us, the aforesaid financial statements give the information required by the Companies Act, 2013 ("the Act") in the manner so required and give a true and fair view in conformity with the Indian Accounting Standards prescribed under section 133 of the Act read with the Companies (Indian Accounting Standards) Rules, 2015, as amended, ("Ind AS") and other accounting principles generally accepted in India, of the state of affairs of the Company as at 31st March, 2020, its profit, changes in equity and its cash flows for the year ended on that date.

Basis for Opinion

We conducted our audit in accordance with the Standards on Auditing (SAs) specified under section 143(10) of the Act. Our responsibilities under those Standards are further described in the Auditor's Responsibilities for the Audit of the Financial Statements section of our report. We are independent of the Company in accordance with the Code of Ethics issued by the Institute of Chartered Accountants of India together with the ethical requirements that are relevant to our audit of the financial statements under the provisions of the Act and the Rules thereunder, and we have fulfilled our other ethical responsibilities in accordance with these requirements and the Code of Ethics. We believe that the audit evidence we have obtained is sufficient and appropriate to provide a basis for our audit opinion.

Information Other than the Financial Statements and Auditor's Report Thereon

The Company's Board of Directors is responsible for the preparation of the other information. The other information does not include the financial statements and our auditor's report thereon.

Our opinion on the Ind AS financial statements does not cover the other information and we do not express any form of assurance conclusion thereon.

In connection with our audit of the financial statements, our responsibility is to read the other information and, in doing so, consider whether the other information is materially inconsistent with the Ind AS financial statements or our knowledge obtained during the course of our audit or otherwise appears to be materially misstated.

If, based on the work we have performed on the other information obtained prior to the date of this auditor's report, we conclude that there is a material misstatement of this other information; we are required to report that fact. Reporting under this section is not applicable as no other information is obtained at the date of this auditor's report.



Responsibilities of management and those charged with governance for the financial statements

The Company's Board of Directors is responsible for the matters stated in Section 134(5) of the Act with respect to the preparation of these financial statements that give a true and fair view of the financial position, financial performance, changes in equity and cash flows of the Company in accordance with the accounting principles generally accepted in India, including the Accounting Standards specified under Section 133 of the Act, read with Rule 7 of the Companies (Accounts) Rules, 2014. This responsibility also includes maintenance of adequate accounting records in accordance with the provisions of the Act for safeguarding the assets of the Company and for preventing and detecting frauds and other irregularities; selection and application of appropriate accounting policies; making judgments and estimates that are reasonable and prudent; and design, implementation and maintenance of adequate internal financial controls, that were operating effectively for ensuring the accuracy and completeness of the accounting records, relevant to the preparation and presentation of the financial statements that give a true and fair view and are free from material misstatement, whether due to fraud or error.

In preparing the financial statements, the Board of Directors is responsible for assessing the Company's ability to continue as a going concern, disclosing, as applicable, matters related to going concern and using the going concern basis of accounting unless the Board of Directors either intends to liquidate the Company or to cease operations, or has no realistic alternative but to do so.

The Board of Directors are also responsible for overseeing the Company's financial reporting process.

Auditor's responsibility for the audit of financial statements

Our objectives are to obtain reasonable assurance about whether the financial statements as a whole are free from material misstatement, whether due to fraud or error, and to issue an auditor's report that includes our opinion. Reasonable assurance is a high level of assurance, but is not a guarantee that an audit conducted in accordance with SAs will always detect a material misstatement when it exists. Misstatements can arise from fraud or error and are considered material if, individually or in the aggregate, they could reasonably be expected to influence the economic decisions of users taken on the basis of these financial statements.

As part of an audit in accordance with SAs, we exercise professional judgment and maintain professional scepticism throughout the audit. We also:

- Identify and assess the risks of material misstatement of the financial statements, whether due to fraud or error, design and perform audit procedures responsive to those risks, and obtain audit evidence that is sufficient and appropriate to provide a basis for our opinion. The risk of not detecting a material misstatement resulting from fraud is higher than for one resulting from error, as fraud may involve collusion, forgery, intentional omissions, misrepresentations, or the override of internal control.
- Obtain an understanding of internal control relevant to the audit in order to design audit procedures that are appropriate in the circumstances. Under section 143(3)(i) of the Companies Act, 2013, we are also responsible for expressing our opinion on whether the company has adequate internal financial controls system in place and the operating effectiveness of such controls.
- Evaluate the appropriateness of accounting policies used and the reasonableness of accounting estimates and related disclosures made by management.
- Conclude on the appropriateness of management's use of the going concern basis of accounting and, based on the audit evidence obtained, whether a material uncertainty exists related to events or conditions that may cast significant doubt on the Company's ability to continue as a going concern. If we conclude that a material uncertainty exists, we are required to draw attention in our auditor's report to the related disclosures in the financial statements or, if such disclosures are inadequate, to modify our opinion. Our conclusions are based on the audit evidence obtained up to the date of our auditor's report. However, future events or conditions may cause the Company to cease to continue as a going concern.
- Evaluate the overall presentation, structure and content of the financial statements, including the disclosures, and whether the financial statements represent the underlying transactions and events in a manner that achieves fair presentation.

We communicate with those charged with governance regarding, among other matters, the planned scope and timing of the audit and significant audit findings, including any significant deficiencies in internal control that we identify during our audit.

We also provide those charged with governance with a statement that we have complied with relevant ethical requirements regarding independence, and to communicate with them all relationships and other matters that may reasonably be thought to bear on our independence, and where applicable, related safeguards.



Report on Other Legal and Regulatory Requirements


1. As required by the Companies (Auditor's Report) Order, 2016 ("the Order") issued by the Central Government of India in terms of sub-section (11) of section 143 of the Act, and on the basis of such checks of the books and records of the Company as we considered appropriate and according to the information and explanations given to us, we give in the "Annexure A" a statement on the matters specified in the paragraphs 3 and 4 of the said Order.

2. As required by Section 143 (3) of the Act, we report that:

- (a) We have sought and obtained all the information and explanations which to the best of our knowledge and belief were necessary for the purposes of our audit.
- (b) In our opinion, proper books of account as required by law have been kept by the Company so far as it appears from our examination of those books.
- (c) The balance sheet, the statement of profit and loss (including other comprehensive income), the statement of changes in equity and the cash flow statement dealt with by this report are in agreement with the books of account.
- (d) In our opinion, the aforesaid financial statements comply with the Accounting Standards specified under Section 133 of the Act, read with Rule 7 of the Companies (Accounts) Rules, 2014.
- (e) On the basis of written representations received from the directors as on 31st March, 2020 taken on record by the Board of Directors, none of the directors is disqualified as on 31st March, 2020 from being appointed as a director in terms of Section 164 (2) of the Act.
- (f) With respect to the adequacy of the internal financial controls over financial reporting of the Company and the operating effectiveness of such controls, refer to our separate report in "Annexure B".
- (g) With respect to the other matters to be included in the Auditor's Report in accordance with the requirements of section 197(16) of the Act, as amended, in our opinion and to the best of our information and according to the explanations given to us, the Company has not paid / provided any managerial remuneration to its directors during the year in accordance with the provisions of section 197 of the Act. Therefore reporting under this clause is not applicable during the year under audit.
- (h) With respect to the other matters to be included in the Auditor's Report in accordance with Rule 11 of the Companies (Audit and Auditors) Rules, 2014, in our opinion and to the best of our information and according to the explanations given to us:
 - i. The Company has disclosed the impact, if any, of pending litigations on its financial position in its financial statements – Refer Note 31 to the financial statements;
 - ii. The Company has made provision, as required under the applicable law or accounting standards, for material foreseeable losses, if any on long term long-term contracts including derivative contracts.
 - iii. There were no amounts, which were required to be transferred during the year to the Investor Education and Protection Fund by the Company.

Place : New Delhi
Dated : 19th May, 2020

For V. Sankar Aiyar & Co.
Chartered Accountants
ICAI Firm Regn. No. 109208W


(Ajay Gupta)
Partner
Membership No. 090104
ICAI UDIN – 20090104AAAAD1833



Annexure "A" to the Independent Auditors' Report

(Referred to in Paragraph 2 under 'Report on Other Legal and Regulatory Requirements' section of our Report on even date)

- i a) The Company has maintained proper records showing full particulars, including quantitative details and situation of fixed assets.
- b) As explained to us, the fixed assets are physically verified by the Management according to a phased programme designed to cover all the items over a period of three years which, in our opinion, is reasonable having regard to the size of the Company and nature of its business. Pursuant to the programme, a portion of the fixed assets has been physically verified by the Management during the year and no material discrepancies were noticed on such verification.
- c) The title deeds of immovable properties, as disclosed in Note 2A on fixed assets to the financial statements, are held in the name of the Company.
- ii As informed to us, inventories have been physically verified during the year by the management except goods in transit. In our opinion, the frequency of verification is reasonable. Discrepancies noticed on physical verification of the inventories between the physical inventories and book records were not material, having regard to the size and nature of the operations of the Company.
- iii The Company has not granted any loans, secured or unsecured, to companies, firms, limited liability partnerships or other parties required to be covered in the register maintained under section 189 of the Act. Therefore, the provisions of clause 3(iii) (a) to (c) of the Order are not applicable to the Company.
- iv The Company has not granted any loans or provided any guarantees or security to the parties covered under section 185 of the Act. The Company has not made any investment, given any loan, given any guarantee or provided any security in connection with a loan within the provisions of section 186 of the Act.
- v The Company has not accepted deposits within the provisions of sections 73 to 76 of the Act and the Rules framed there under.
- vi We have broadly reviewed the books of accounts maintained by the Company pursuant to the rules made by the Central Government for the maintenance of cost records under section 148(1) of the Act and are of the opinion that prima facie, the prescribed accounts and records have been maintained. We have not, however, made a detailed examination of the records for the year with a view to determine whether they are accurate and complete.
- vii a) According to the records of the Company, the Company has been generally regular in depositing undisputed statutory dues including provident fund, income-tax, sales-tax, service tax, duty of customs, duty of excise, value added tax, goods and services tax, cess and other statutory dues with the appropriate authorities. We are informed that there is no liability of the Company on account of employees' state insurance during the year. There were no arrears of undisputed statutory dues as at 31st March, 2020, which were outstanding for a period of more than six months from the date they became payable.
- b) There are no disputed dues which have remained unpaid as on 31st March, 2020 in respect of income tax or duty of customs. The disputed dues of different years, relating to service-tax, sales-tax or or duty of excise or value added tax, which have remained unpaid as on 31st March, 2020 for which appeals are pending as under:

<u>Nature of statute</u>	<u>Nature of dues</u>	<u>Amount (in Crores)</u>	<u>Period to which the amount relates</u>	<u>Forum where dispute is pending</u>
Bihar Value added tax Act, 2005	VAT	1.21	2016-17	Addl. Commissioner (Appeals)
The Bihar Goods and Services Tax Act, 2017	Transition amount (VAT)	0.63	July'17 to March'2018	Commissioner (Appeals)

- viii On the basis of the verification of records and information and explanations given to us, the Company has not defaulted in repayment of loans and borrowings to banks. The Company does not have any loans or borrowings from financial institutions / Government in the books of accounts at any time during the year. The Company has not issued any debentures. Therefore the question of default in repayment of dues of debenture holders does not arise.



- ix The Company did not raise any money by way of initial / further public offer (including debt instruments) and term loans taken during the year have been applied for the purpose for which they were obtained.
- x According to information and explanations given to us and the representation obtained from the management, no material fraud by the Company or on the Company by its officers and employees has been noticed or reported during the course of our audit.
- xi According to the information and explanations given to us, the Company has not paid or provided any managerial remuneration within the meaning of section 197 of the Act. Therefore, the provisions of clause 3(xi) of the Order are not applicable.
- xii The Company is not a Nidhi Company. Therefore, the provisions of clause 3(xii) of the Order are not applicable to the Company.
- xiii According to the information and explanations given to us and based on our examination of the records of the Company, transactions with the related parties are in compliance with sections 177 and 188 of the Act where applicable and details of such transactions have been disclosed in the financial statements as required by the applicable accounting standards.
- xiv During the year, the Company has not made any preferential allotment or private placement of shares or fully or partly convertible debentures. Therefore, the provisions of clause 3(xiv) of the Order are not applicable to the Company.
- xv According to the information and explanations given to us and the representation obtained from the management, the Company has not entered into any non-cash transactions with directors or persons connected with him. Therefore, the provisions of clause 3(xv) of the Order are not applicable to the Company.
- xvi In our opinion and according to the information and explanations given to us, the Company is not required to be registered under section 45-I of the Reserve Bank of India Act, 1934.

For V. Sankar Aiyar & Co.
Chartered Accountants
ICAI Firm Regn. No. 109208W

Ajay Gupta

(Ajay Gupta)
Partner
Membership No. 090104
ICAI UDIN – 20090104AAAAD1833

Place : New Delhi
Dated : 19th May, 2020



Annexure "B" to the Independent Auditors' Report

(Referred to in Paragraph 1(f) under 'Report on Other Legal and Regulatory requirements' of our report on even date)

Report on the Internal Financial Controls over Financial Reporting under Clause (l) of Sub-section 3 of Section 143 of the Act

We have audited the internal financial controls over financial reporting of the Company as of March 31, 2020 in conjunction with our audit of the financial statements of the Company for the year ended on that date.

Management's Responsibility for Internal Financial Controls

The Company's management is responsible for establishing and maintaining internal financial controls based on the internal control over financial reporting criteria established by the Company considering the essential components of internal control stated in the Guidance Note on Audit of Internal Financial Controls over Financial Reporting (the "Guidance Note") issued by the Institute of Chartered Accountants of India (ICAI). These responsibilities include the design, implementation and maintenance of adequate internal financial controls that were operating effectively for ensuring the orderly and efficient conduct of its business, including adherence to Company's policies, the safeguarding of its assets, the prevention and detection of frauds and errors, the accuracy and completeness of the accounting records, and the timely preparation of reliable financial information, as required under the Act.

Auditors' Responsibility

Our responsibility is to express an opinion on the Company's internal financial controls over financial reporting based on our audit. We conducted our audit in accordance with the Guidance Note and the Standards on Auditing, issued by ICAI and deemed to be prescribed under section 143(10) of the Act, to the extent applicable to an audit of internal financial controls, both applicable to an audit of Internal Financial Controls and, both issued by ICAI. Those Standards and the Guidance Note require that we comply with ethical requirements and plan and perform the audit to obtain reasonable assurance about whether adequate internal financial controls over financial reporting was established and maintained and if such controls operated effectively in all material respects.

Our audit involves performing procedures to obtain audit evidence about the adequacy of the internal financial controls system over financial reporting and their operating effectiveness. Our audit of internal financial controls over financial reporting included obtaining an understanding of internal financial controls over financial reporting, assessing the risk that a material weakness exists, and testing and evaluating the design and operating effectiveness of internal control based on the assessed risk. The procedures selected depend on the auditor's judgement, including the assessment of the risks of material misstatement of the financial statements, whether due to fraud or error.

We believe that the audit evidence we have obtained is sufficient and appropriate to provide a basis for our audit opinion on the Company's internal financial controls system over financial reporting.

Meaning of Internal Financial Controls over Financial Reporting

A Company's internal financial control over financial reporting is a process designed to provide reasonable assurance regarding the reliability of financial reporting and the preparation of financial statements for external purposes in accordance with generally accepted accounting principles. A Company's internal financial control over financial reporting includes those policies and procedures that (1) pertain to the maintenance of records that, in reasonable detail, accurately and fairly reflect the transactions and dispositions of the assets of the Company; (2) provide reasonable assurance that transactions are recorded as necessary to permit preparation of financial statements in accordance with generally accepted accounting principles, and that receipts and expenditures of the Company are being made only in accordance with authorisations of management and directors of the Company; and (3) provide reasonable assurance regarding prevention or timely detection of unauthorised acquisition, use, or disposition of the Company's assets that could have a material effect on the financial statements.



Inherent Limitations of Internal Financial Controls over Financial Reporting

Because of the inherent limitations of internal financial controls over financial reporting, including the possibility of collusion or improper management override of controls, material misstatements due to error or fraud may occur and not be detected. Also, projections of any evaluation of the internal financial controls over financial reporting to future periods are subject to the risk that the internal financial control over financial reporting may become inadequate because of changes in conditions, or that the degree of compliance with the policies or procedures may deteriorate.

Opinion

In our opinion, the Company has, in all material respects, an adequate internal financial controls system over financial reporting and such internal financial controls over financial reporting were operating effectively as at 31st March 2020, based on the internal control over financial reporting criteria established by the Company considering the essential components of internal control stated in the Guidance Note issued by the ICAI.

**For V. Sankar Aiyar & Co.
Chartered Accountants
ICAI Firm Regn. No. 109208W**



**(Ajay Gupta)
Partner
Membership No. 090104
ICAI UDIN – 20090104AAAAD1833**

**Place : New Delhi
Dated : 19th May, 2020**



Balance Sheet as at 31st March 2020

Particulars	Notes	(Rs. in crores)	
		As at 31.03.2020	As at 31.03.2019
ASSETS			
Non Current Assets			
Property, plant and equipment	2A	2,636.50	2,519.61
Capital work-in-progress	2B	1,134.03	536.00
Other Intangible assets	2C	9.85	10.66
Financial assets - Others	3	93.81	77.21
Deferred tax assets (Net)	4	-	110.28
Other non-current assets	5	104.88	96.26
Non-current tax assets (Net)		47.52	4.07
Subtotal (A)		<u>4,026.59</u>	<u>3,354.09</u>
Current Assets			
Inventories	6	205.12	197.98
Financial Assets			
Investments	7	92.91	100.88
Trade receivables	8	78.71	85.01
Cash and cash equivalents	9	44.49	30.25
Others	10	194.09	263.30
Other current assets	11	147.10	50.19
Subtotal (B)		<u>762.42</u>	<u>727.61</u>
Total Assets (A+B)		<u>4,789.01</u>	<u>4,081.70</u>
EQUITY AND LIABILITIES			
EQUITY			
Equity share capital	12	312.82	312.82
Other equity		916.07	777.75
Total equity (C)		<u>1,228.89</u>	<u>1,090.57</u>
LIABILITIES			
Non Current Liabilities			
Financial Liabilities			
Borrowings	13	2,512.54	2,129.13
Other financial liabilities	14	160.80	133.56
Provisions	15	13.59	11.06
Deferred tax liabilities (net)	4	34.61	-
Total Non Current Liabilities (D)		<u>2,721.54</u>	<u>2,273.75</u>
Current Liabilities			
Financial Liabilities			
Borrowings	16	20.50	-
Trade payables - Due to	17		
Micro enterprises and small enterprises		0.97	3.22
Other than micro enterprises and small enterprises		174.03	212.60
Other financial Liabilities	18	579.16	413.16
Provisions	19	0.74	0.49
Other current liabilities	20	63.18	87.40
Current tax liabilities (Net)		-	0.51
Total Current Liabilities (E)		<u>838.58</u>	<u>717.38</u>
Total Equity and Liabilities (C+D+E)		<u>4,789.01</u>	<u>4,081.70</u>

As per our attached report of even date.
For V.Sankar Aiyar & Co.
Chartered Accountants
ICAI Firm Registration No.109208W

Ajay Gupta
Ajay Gupta
Partner
Membership No.090104

Place : New Delhi
Dated : 19.05.2020



For and on behalf of the Board of Directors

H.V. Lodha
Harsh V. Lodha
Chairman
(DIN: 00394094)

Arun Agarwal
Arun Agarwal
Chief Financial Officer

Pracheta Majumdar
Pracheta Majumdar
Whole time Director
(DIN: 00179118)

Manoj Kumar Mehta
Manoj Kumar Mehta
Company Secretary

Place : Kolkata
Dated : 19.05.2020

Statement of Profit and Loss for the year ended 31st March 2020

Particulars	Notes	(Rs. in crores)	
		Year ended 31.03.2020	Year ended 31.03.2019
INCOME			
Revenue from operations	21	2,641.21	2,548.90
Other income	22	6.34	11.46
Total Income		2,647.55	2,560.36
EXPENSES			
Cost of materials consumed	23	455.08	405.93
Purchases of stock in trade	24	11.83	0.44
Changes in inventories of finished goods, stock-in-trade and work-in-progress	25	(24.89)	(10.91)
Employee benefits expense	26	108.76	98.15
Finance costs	27	209.05	203.81
Depreciation and amortization expense	28	167.15	157.53
Other expenses	29	1,436.19	1,514.98
Total Expenses		2,363.17	2,369.93
Profit / (Loss) before tax		284.38	190.43
Tax Expenses	4		
Current Tax		-	44.26
Deferred Tax		145.19	7.79
Income Tax For Earlier Years		(0.03)	-
Profit / (Loss) for the year		139.22	138.38
Other Comprehensive Income			
<u>Other comprehensive income not to be reclassified to profit or loss in subsequent periods:</u>			
Re-measurement gains/ (losses) on defined benefit plans		(0.60)	(0.09)
Tax Effect on above		(0.15)	(0.03)
Other comprehensive income for the year		(0.45)	(0.06)
Total comprehensive income for the year		138.77	138.32
Earning per Equity Share of Rs 10 each			
Basic & Diluted (Rs)	30	4.45	4.42

As per our attached report of even date.
For V.Sankar Aiyar & Co.
Chartered Accountants
ICAI Firm Registration No.109208W

Ajay Gupta

Ajay Gupta
Partner
Membership No.090104

Place : New Delhi
Dated : 19.05.2020



For and on behalf of the Board of Directors

H.V. Lodha

Harsh V. Lodha
Chairman
(DIN: 00394094)

Arun Agarwal
Arun Agarwal
Chief Financial Officer

Pracheta Majumdar

Pracheta Majumdar
Wholetime Director
(DIN: 00179118)

Manoj Mehta
Manoj Kumar Mehta
Company Secretary

Place : Kolkata
Dated : 19.05.2020

Statement of Cash Flows for the year ended 31 March 2020

	(Rs. in crores)	
	<u>As at</u> <u>31.03.2020</u>	<u>As at</u> <u>31.03.2019</u>
Cash Flow from Operating Activities:		
Profit before Tax	284.38	190.43
Adjustments for :		
Depreciation & Amortisation	167.15	157.53
Interest Income	(0.74)	(2.39)
Gain on Sale of Mutul Fund (FVTPL)	(1.80)	(4.40)
Fair Value of Mutul Fund (FVTPL)	(0.29)	(0.32)
Interest Income on Financial Asset	(0.04)	-
Unrealised Foreign Exchange Fluctuations	7.78	2.07
Finance Costs	207.83	201.16
MTM of forward contract	(2.32)	0.18
Unwinding of interest on mine closure liability	0.33	0.31
Unwinding of interest on Loan	1.04	1.34
Allowance for doubtful debts	(0.67)	-
Loss on Discard of Fixed Assets & CWIP	11.39	-
Operating Profit before Working Capital changes	674.04	545.91
Adjustments for :		
Trade Receivables	6.97	(23.96)
Inventories	(7.14)	(39.31)
Loans	-	0.01
Other financial asset	59.20	136.67
Other Current Asset	(96.91)	33.06
Other Non Current Asset	0.40	(13.60)
Trade Payables	(40.96)	(1.53)
Other Financial liabilities	95.80	47.49
Other Liabilities	(24.22)	(7.78)
Provisions	1.85	0.50
Cash generated from operations	669.03	677.46
Direct Taxes Paid	(44.03)	(43.75)
Net Cash from Operating Activities	625.00	633.71
Cash Flow from Investing Activities:		
Purchase of Tangible Asset	(270.84)	(51.10)
Purchase of Intangible Asset	(0.19)	-
Purchase of Capital Work In Progress	(592.06)	(182.25)
Capital Advances	67.15	(39.82)
Purchase of Equity Investment & Compulsorily Convertible Debentures	(5.30)	-
Purchase of Investments	7.94	(100.56)
Gain on Mutual Fund	2.11	4.40
Investment in Fixed Deposits Net	(3.37)	(0.31)
Interest received	0.74	2.39
Net Cash used in Investing Activities	(793.82)	(367.25)
Cash Flow from Financing Activities		
Proceeds from Long term Borrowings	547.92	67.12
Repayments of Long Term Borrowings	(168.69)	(107.67)
Proceeds from Short Term Borrowings	524.13	(28.54)
Repayments from Short Term Borrowings	(504.61)	-
Interest Paid	(214.51)	(185.38)
Repayment of Lease Obligations	(0.47)	-
Interest on Leases	(0.71)	-
Net Cash used in Financing Activities	183.06	(254.47)
Net Increase in Cash and Cash Equivalents	14.24	12.00
Cash and Cash Equivalents (Opening Balance)	30.25	18.25
Cash and Cash Equivalents (Closing Balance)	44.49	30.25
Break up of Closing Cash & Cash Equivalent		
Current Account	8.07	22.70
Cash in Hand	0.06	0.07
Cheques on hand	-	0.48
Bank Deposits	36.36	7.00
	44.49	30.25



RCCPL Private Limited
Formerly known as Reliance Cement Company Private Limited
CIN No : U26940MH2007PTC173458

Statement of Cash Flows for the year ended 31 March 2020 - Continued

(Rs. in crores)

Reconciliation of liabilities from financing activities

	<u>Long term borrowings</u>	<u>Short term borrowings</u>	<u>Total</u>
As at 31.03.2019	2,295.04	-	2,295.04
Proceeds	547.92	524.13	1,072.05
Repayments	168.69	504.61	673.30
Foreign exchange and other adjustment	17.39	0.98	18.37
As at 31.03.2020	<u>2,691.66</u>	<u>20.50</u>	<u>2,712.16</u>


As per our attached report of even date.

For V.Sankar Aiyar & Co.
Chartered Accountants
ICAI Firm Registration No.109208W




Ajay Gupta
Partner
Membership No.090104

For and on behalf of the Board of Directors



Harsh V. Lodha
Chairman
(DIN: 00394094)



Pracheta Majumdar
Wholesale Director
(DIN: 00179118)



Arun Agarwal
Chief Financial Officer



Manoj Kumar Mehta
Company Secretary

Place : Kolkata
Dated : 19.05.2020



(a) Equity Share Capital

(Rs. in crores)

Particulars	Amount
Balance as at 31.03.2018	312.82
Changes in equity share capital during year	-
Balance as at 31.03.2019	312.82
Changes in equity share capital during year	-
Balance as at 31.03.2020	312.82

(b) Other Equity


Particulars	Reserves and Surplus		Total impact on Other equity
	Retained earning	Securities Premium Account	
As at March 31, 2018	(36.07)	675.50	639.43
Profit for the year	138.38		138.38
Remeasurement of post employment benefit obligations (net of tax)	(0.06)		(0.06)
As at March 31, 2019	102.25	675.50	777.75
Profit for the year	139.22		139.22
Remeasurement of post employment benefit obligations (net of tax)	(0.45)		(0.45)
Impact of adoption of Ind AS-116	(0.45)		(0.45)
As at March 31, 2020	240.57	675.50	916.07


As per our attached report of even date.

For V.Sankar Aiyar & Co.
Chartered Accountants
ICAI Firm Registration No.109208W


Ajay Gupta
Partner
Membership No.090104

For and on behalf of the Board of Directors


Harsh V. Lodha
Chairman
(DIN: 00394094)



Pracheta Majumdar
Wholetime Director
(DIN: 00179118)


Arun Agarwal
Chief Financial Officer


Manoj Kumar Mehta
Company Secretary

Place : New Delhi
Dated : 19.05.2020

Place : Kolkata
Dated : 19.05.2020



RCCPL Private Limited

Notes to Financial Statements

1. Company Overview and Significant Accounting Policies

1.1 Company Overview

RCCPL Private Limited (Formerly Reliance Cement Company Private Limited) ("the Company") is a wholly owned subsidiary of Birla Corporation Limited, the flagship company of the M. P. Birla group. The Company is incorporated in India having its registered office located at Industry House, 2nd Floor, 159, Churchgate Reclamation, Mumbai – 400020. The Company is engaged in manufacturing and trading of different types of cement and allied products. The Company had set up a fully integrated cement unit at Maihar (Madhya Pradesh) and grinding unit at Butibori (Maharashtra) and Kundanganj (Uttar Pradesh). The Company also has limestone and coal mines.

1.2 Basis of preparation and Presentation

These standalone financial statements of the Company have been prepared in accordance with Indian Accounting Standards (Ind AS) notified under the Companies (Indian Accounting Standards) Rules, 2015 (as amended from time to time) and presentation requirements of Division II of Schedule III to the Companies Act, 2013, (Ind AS compliant Schedule III). These standalone financial statements are presented in INR and all values are rounded to the nearest crore (INR 0,000,000), except when otherwise indicated. The financial statements have been prepared on a historical cost convention and on an accrual basis except for the following:

- i. Derivative financial instruments,
- ii. Certain financial assets and liabilities measured at fair value (refer accounting policy regarding financial instruments)
- iii. Defined benefit plans - plan assets measured at fair value

All assets and liabilities have been classified as current or non-current as per Company's normal operating cycle (twelve months) and other criteria set out in the schedule III to the Act.

Company's financial statements are presented in India Rupees, which is its functional currency and all values are rounded to nearest crore, except when otherwise indicated.

1.3 Use of estimates

The preparation of financial statements requires management to make certain estimates and assumptions that affect the amounts reported in the financial statements and notes thereto. The management believes that these estimates and assumptions are reasonable and prudent. However, actual results could differ from these estimates. Any revision to accounting estimates is recognised prospectively in the current and future period. An overview of the areas that involved a higher degree of judgment or complexity, and of items which are more likely to be materially adjusted due to estimates and assumptions turning out to be different than those originally assessed have been disclosed in note no. 1.4. Detailed information about each of these estimates and judgments is included in the relevant notes together with information about the basis of calculation for each affected line item in the financial statements.

1.4 Significant Estimates and judgments

- a. Depreciation and useful lives of Property, plant and equipment

Property, plant and equipment are depreciated over the estimated useful lives of the assets, after taking into account their estimated residual value. Management reviews the estimated useful lives and residual values of the assets annually in order to determine the amount of depreciation to be recorded during any reporting period. The useful lives and residual values are based on technical evaluation and take into account anticipated technological changes. Depreciation for future periods is adjusted if there are significant changes from previous estimates.



b. Provisions and liabilities

Provisions and liabilities are recognized in the period when it becomes probable that there will be a future outflow of funds resulting from past operations or events and the amount of cash outflow can be reliably estimated. The timing of recognition and quantification of the liability require the application of judgement to existing facts and circumstances, which can be subject to change.

c. Estimation of defined benefits obligations

Employee benefit obligations are measured on the basis of actuarial assumptions which include mortality and withdrawal rates as well as assumptions concerning future developments in discount rates, anticipation of future salary increases and the inflation rate. The Company considers that the assumptions used to measure its obligations are appropriate. However, any changes in these assumptions may have a material impact on the resulting calculations.

d. Leases:

The Company determines the lease term as the non-cancellable term of the lease, together with any periods covered by an option to extend the lease if it is reasonably certain to be exercised, or any periods covered by an option to terminate the lease, if it is reasonably certain not to be exercised. The Company has several lease contracts that include extension and termination options. The Company applies judgement in evaluating whether it is reasonably certain whether or not to exercise the option to renew or terminate the lease. That is, it considers all relevant factors that create an economic incentive for it to exercise either the renewal or termination. After the commencement date, the Company reassesses the lease term if there is a significant event or change in circumstances that is within its control and affects its ability to exercise or not to exercise the option to renew or to terminate.

1.5 Property, Plant and equipment

Freehold land other than used for mining activity are carried at cost. All other items of property, plant and equipment are stated at cost, net of recoverable taxes, trade discount and rebates less accumulated depreciation and impairment loss, if any. Such cost includes purchase price, borrowing cost and any cost directly attributable to bringing the assets to its working condition for its intended use.

Subsequent costs are included in the asset's carrying amount or recognised as a separate asset, as appropriate, only when it is probable that future economic benefits associated with the item will flow to the Company and the cost of the item can be measured reliably. The carrying amount of any component accounted for as a separate asset is derecognized when replaced.

Depreciation on property, plant and equipment is provided on straight-line method on the basis of estimated useful life of the assets except freehold land used for mining activity which is depreciated based on unit of production method. The expected useful life and the expected residual value are reviewed at the end of each financial year. If the expected useful life and the expected residual value of an asset are significantly different its previous estimates, depreciation is being provided on the revised depreciable amount of the assets over the remaining useful life.

The management estimates the useful lives for the tangible assets as follows:

<u>Property, plant and equipment</u>	<u>Useful life</u>
Leasehold land	: Over the period of lease
Freehold mines	: Units of production*
Building and roads	: 3 - 60 years
Plant and machinery and electrical installations	: 10 - 25 years
Railway sidings	: 15 years
Office equipment	: 5 years
Computer and peripherals	: 3 - 6 years
Furniture and fixtures	: 10 years
Motor vehicles	: 8 years

For the above classes of assets, based on internal assessment and technical evaluation carried out, the management believes that the useful lives as given above best represent the period over which management expects to use these assets.



The residual values are not more 5% of the original cost of the assets.

*Cost of freehold land used for mining activities are depreciated on the basis of quantity of minerals actually extracted during the year with respect to the estimated total quantity of extractable mineral reserves.

1.6 Capital work in progress

Capital work-in-progress, are carried at cost, less impairment loss, if any.

Mine development expenses includes expenses on account of prospecting, expenses for regulatory clearances, exploration and evaluation of mineral pre-operative expenditure incidental / directly attributable to development, borrowing cost etc. These expenses are carried forward and disclosed 'Project development expenditure' and will be capitalized under appropriate head once the mine starts the commercial production.

Expenses incurred relating to project, net of income earned during the project development stage prior to its intended use, are considered as pre-operative expenses and disclosed under Capital work in progress.

1.7 Intangible Assets

Computer and other licensed software are stated at acquisition cost, net of accumulated amortization and accumulated impairment losses, if any.

Mining Rights:

Mining Rights covered under are stated at cost on initial recognition and subsequently at cost less accumulated amortisation & accumulated impairment loss, if any. Estimated costs of dismantling and removing the item and restoring the site at present value are also capitalized as separately as 'Mine Closure asset'.

Intangible assets are amortised using straight line method over its useful life except mining right which are amortised based on unit of production method. The management estimates the useful lives for the intangible assets as follows:

<u>Intangible asset</u>	<u>Useful life</u>
Computer softwares	3 years
Licensed software	Over the license period
Mining rights and development	Unit of Production method

1.8 Impairment of non-financial assets

Assessment is done at each balance sheet date as to whether there is any indication that an asset (tangible and intangible) may be impaired. If any such indication exists, an estimate of the recoverable amount of the asset / cash generating unit is made. Recoverable amount is higher of an asset's or cash generating unit's net selling price and its value in use. Value in use is the present value of estimated future cash flows expected to arise from the continuing use of an asset and from its disposal at the end of its useful life. For the purpose of assessing impairment, the recoverable amount is determined for an individual asset, unless the asset does not generate cash inflows that are largely independent of those from other assets or groups of assets. The smallest identifiable group of assets that generates cash inflows from continuing use that are largely independent of the cash inflows from other assets or groups of assets, is considered as a cash generating unit (CGU). An asset or CGU whose carrying value exceeds its recoverable amount is considered impaired and is written down to its recoverable amount. Assessment is also done at each Balance Sheet date as to whether there is any indication that an impairment loss recognised for an asset in prior accounting periods may no longer exist or may have decreased.

1.9. Stripping cost

The stripping cost incurred during the production phase of a surface mine is recognised as an asset if such cost provides a benefit in terms of improved access to ore in future periods and following criteria are met.

- It is probable that the future economic benefits (improved access to an ore body) associated with the stripping activity will flow to the entity
- The entity can identify the component of an ore body for which access has been improved, and
- The costs relating to the improved access to that component can be measured reliably



The stripping activity asset is subsequently depreciated on a unit of production basis over the life of the identified component of the ore body that became more accessible as a result of the stripping activity and is then stated at cost less accumulated depreciation and any accumulated impairment losses. The expenditure which cannot be specifically identified to have been incurred to access ore is charged to revenue, based on stripping ratio

1.10 Leases

Where the Company is a lessee:

The Company's lease asset classes primarily consist of leases for Plant & equipment, land and building. The Company, at the inception of a contract, assesses whether the contract is a lease or not a lease. A contract is, or contains, a lease if the contract conveys the right to control the use of an identified asset for a time in exchange for a consideration. This policy has been applied to contract existing and entered into on or after April 1, 2019. The Company has elected not to recognize Right-of-use Assets and lease liabilities for short-term leases that have a lease term of 12 months or less and leases of low-value assets. The Company recognizes the lease payments associated with these leases as an expense over the lease term. The Company recognises a Right-of-use Asset and a lease liability at the lease commencement date. The Right-of-use asset is initially measured at cost, which comprises the initial amount of the lease liability adjusted for any lease payments made at or before the commencement date, plus any initial costs incurred. The Right-of-use Asset is subsequently depreciated using the straight-line method from the commencement date to the end of the lease term. The lease liability is initially measured at the present value of the lease payments that are not paid at the commencement date, discounted using the Company's incremental borrowing rate. Subsequently, lease liabilities are measured on amortised cost basis. In the comparative period, lease payments under operating leases are recognized as an expense in the statement of profit and loss over the lease term.

The Company applies the short-term lease recognition exemption to its short-term leases (i.e., those leases that have a lease term of 12 months or less from the commencement date and do not contain a purchase option). It also applies the lease of low-value assets recognition exemption to leases that are considered to be low value. Lease payments on short-term leases and leases of low-value assets are recognised as expense.

1.11 Inventories

Inventories are stated at lower of cost and net realizable value. Raw material, fuel, stores and spare parts, packing materials and traded goods cost includes cost of purchases and other cost incurred in bringing the inventories to the present location and condition. Cost is determined using weighted average method.

Work-in-progress and finished goods cost comprises of raw material, direct labour, other direct costs and related production overhead. Cost is determined using weighted average method. Net realisable value is the estimated selling price in the ordinary course of business, less the estimated costs of completion and the estimated costs necessary to make the sale.

1.12 Financial Instruments

1 Financial asset

i. Initial recognition and Measurement

All financial assets and liabilities are initially recognized at fair value. Transaction costs that are directly attributable to the acquisition or issue of financial assets and liabilities, which are not fair value through profit and loss, are adjusted to the fair value on initial recognition.

ii. Subsequent measurement

➤ Financial assets carried at amortised cost:

A financial asset is subsequently measured at amortised cost if it is held within a business model whose objective is to hold the asset in order to collect contractual cash flows and the contractual terms of the financial asset give rise on specified dates to cash flows that are solely payments of principal and interest on principal outstanding.



➤ Financial assets at fair value through other comprehensive income (FVOCI):

A financial asset is subsequently measured at fair value through other comprehensive income if it is held within a business model whose objective is achieved by both collecting contractual cash flows and selling financial assets and the contractual terms of the financial asset give rise on specified dates to cash flows and selling financial assets and the contractual terms of the financial asset give rise on specified dates to cash flows that are solely payments of principal and interest on principal outstanding.

➤ Financial asset at fair value through profit or loss (FVTPL):

A financial asset which is not classified in any of the above categories are subsequently fair valued through profit and loss.

iii. Impairment of financial assets

The Company assesses impairment of financial assets carried at amortised cost based on expected credit loss model (ECL). The Company follows 'simplified approach' for recognition of impairment loss allowance on trade receivables. The Company recognizes impairment loss allowance based on lifetime ECLs at each reporting date, right from its initial recognition. The Company uses historical loss experience to determine the impairment loss allowance on trade receivables. At each reporting date, the historical observed default rates are updated and changes in the forward looking estimates are analysed.

2 Financial liabilities

i. Initial recognition and Measurement

All financial liabilities are recognized initially at fair value and in case of loans and borrowings and payables, net of directly attributable cost. Fees of recurring nature are directly recognized in profit and loss as finance cost.

ii. Subsequent measurement

Financial liabilities are subsequently measured at amortised cost using effective interest method. For trade and other payable maturing within one year from the balance sheet date, the carrying amounts approximate fair value due to short term maturity of these instruments.

3 Equity instruments

The Company measures its equity investment other in subsidiary at fair value through profit and loss. However, where the Company's management makes an irrevocable choice on initial recognition to present fair value gains and losses on specific equity instruments in other comprehensive income (currently no such choice made), there is no subsequent reclassification on sale or otherwise, of fair value gains and losses to the statement of profit and loss.

4 Interest income is recognized using effective interest rate method. Dividends are recognized in the statement of profit and loss only when the right to receive payment is established.

5 Derecognition of financial instruments

The Company derecognizes financial asset when the contractual rights to the cash flows from the financial asset expire or it transfers the financial asset and the transfer qualifies for derecognition under Ind AS 109. A financial liability (or part of financial liability) is derecognized from the Company's balance sheet when the obligation specified in the contract is discharged or cancelled or expires.



1.13 Derivative financial instruments

The Company enters into derivative financial instruments viz. foreign exchange forward contracts, interest rate swaps and cross currency swaps to manage its exposure to interest rate and foreign exchange rate risks. The Company does not hold derivative financial instruments for speculative purposes.

Derivatives are initially recognised at fair value at the date the derivative contracts are entered into and are subsequently remeasured to their fair value at the end of each reporting period. The resulting gain or loss is recognised in profit or loss immediately.

1.14 Borrowings

Borrowings are initially recognized at net of transaction cost incurred and measured at amortised cost. Any difference between the proceeds (net of transaction cost) and the redemption amount is recognized in the statement of profit and loss over the period of borrowings using the effective interest rate.

Preference shares, which are mandatorily redeemable on a specific date are classified as liabilities. The dividend on these preference shares is recognized in statement of profit and loss as finance cost.

1.15 Employee Benefits

Employee benefits includes salaries and wages, provident fund, gratuity, compensated absences and other welfare and terminal benefits.

Short term employee benefits:

All employee benefits payable wholly within twelve months of rendering the service are classified as short term employee benefits. The undiscounted amount of short-term employee benefits expected to be paid in exchange for the services rendered by employees are recognised during the year when the employees render the service. These benefit includes performance incentive, salaries and wages, bonus and leave travel allowance and other welfare and terminal benefits.

Defined contribution plans:

Contributions to defined contribution schemes such as provident fund, superannuation, etc are recognized as an expense during the year in which the employee renders the related service.

Compensated absence:

Benefits comprising compensated absences as per company policy constitute other long term employee benefits. The liability for compensated absences is provided on the basis of an actuarial valuation done by an independent actuary at the year end. Actuarial gains and losses are recognised immediately in the statement of profit and loss.

Gratuity

The Company's gratuity plan is a defined benefit plan. The present value of the obligation under such defined benefit plan is determined based on actuarial valuation using the projected unit credit method, which recognises each period of service as giving rise to additional unit of employee benefit entitlement and measures each unit separately to build up the final obligation. The obligation is measured at the present value of the estimated future cash flows. The discount rate used for determining the present value of the obligation under defined benefit plans, is based on the prevailing market yields on government securities as at the balance sheet date.

Remeasurement, comprising actuarial gains and losses, the effect of the changes to the asset ceiling (if applicable) and the return on plan assets (excluding net interest), is reflected immediately in the balance sheet with a charge or credit recognised in other comprehensive income in the period in which they occur. Remeasurement recognised in other comprehensive income is reflected immediately in retained earnings and is not reclassified to profit or loss. Past service cost is recognised in profit or loss in the period of a plan amendment. Net interest is calculated by applying the discount rate at the beginning of the period to the net defined benefit liability or asset. Defined benefit costs are categorized as follows:



- Service cost (including current service cost, past service cost, as well as gains and losses on curtailments and settlements);
- Net interest expense or income; and
- Remeasurement

The Company presents the first two components of defined benefit costs in profit or loss in the line item 'Employee benefits expense'. Curtailment gains and losses are accounted for as past service costs.

The Company has taken the group policy with Reliance Nippon Life Insurance Company Limited to meet its obligation towards gratuity. Liability with respect to the gratuity plan is determined based on an actuarial valuation done by an independent actuary.

1.16 Foreign currency transactions and translations

Functional and presentation currency

The financial statements are presented in Indian Rupee (INR), which is Company's functional and presentation currency.

Transactions and Translations:

Transactions in foreign currencies are recognised at the prevailing exchange rates on the transactions dates. Realised gains and losses on settlement of foreign currency transactions are recognized in the statement of profit and loss.

Monetary foreign currency assets and liabilities at the year-end are translated at the year-end exchange rates and resultant exchange differences are recognized in the statement of profit and loss except exchange differences relating certain long term monetary items outstanding as at 31st March, 2016 in so far as they relate to the acquisition of fixed assets are adjusted in the carrying amount of such, in accordance the option available to the Company under Ind AS 101.

In case of an asset, expense or income where an advance is paid/received, the date of transaction is the date on which the advance was initially recognised. If there multiple payments or receipts in advance, multiple dates of transactions are determined for each payment or receipt of advance consideration.

1.17 Income tax


Tax expense comprises current income tax and deferred tax. Current income tax expense is measured at the amount expected to be paid to the taxation authorities in accordance with the governing provisions of the Income-tax Act, 1961. The tax rates and tax laws used to compute the amount are those that are enacted or substantively enacted, at the reporting date.

Deferred tax is provided using the balance sheet method on temporary differences between the tax bases of assets and liabilities and their carrying amounts for financial reporting purposes at the reporting date. Deferred tax assets and liabilities are measured at the tax rates that are expected to apply in the year when the asset is realised or the liability is settled, based on tax rates and tax laws that have been enacted or substantively enacted at the reporting date.

Deferred tax assets are recognised to the extent that it is probable that taxable profit will be available against which the deductible temporary differences, the carry forward of unused tax credits and unused tax losses can be utilised.

Income tax (Current and Deferred) is recognized in the Statement of Profit and Loss except to the extent it relates to the items recognised directly in equity or other comprehensive income.

Current tax assets and Current tax liabilities are offset, if a legally enforceable right exists to set off the recognised amounts and where it intends either to settle on a net basis, or to realise the asset and settle the liability simultaneously.



1.18 Revenue recognition

Ind AS 115 establishes a five-step model to account for revenue arising from contracts with customers and requires that revenue be recognised at an amount that reflects the consideration to which an entity expects to be entitled in exchange for transferring goods or services to a customer.

Ind AS 115 requires entities to exercise judgement, taking into consideration all of the relevant facts and circumstances when applying each step of the model to contracts with their customers. The standard also specifies the accounting for the incremental costs of obtaining a contract and the costs directly related to fulfilling a contract. In addition, the standard requires relevant disclosures.

Revenue from contracts with customers is recognised when control of the goods or services are transferred to the customer at an amount that reflects the consideration to which the Company expects to be entitled in exchange for those goods or services.

Sale of goods

The Company recognises revenue from the sale of cement and related products when control of the goods are transferred to the customer at an amount that reflects the consideration entitled in exchange for those goods. Generally, control is transferred upon shipment of goods to the customer or when goods is made available to the customer, provided transfer of title occurs and the Company has not retained any significant risks of ownership or future obligations with respect to goods shipped. Revenue is measured based on the consideration to which the Company expects to be entitled in a contract with a customer and excludes amounts collected on behalf of third parties (for example taxes and duties collected on behalf of the Government). Generally, the credit period varies between 0-90 days from the shipment or delivery of goods as the case may be.

In case of discounts, rebates, credits, price incentives or similar terms, consideration are determined based on its most likely amount, which is assessed at each reporting date.

Interest Income

Interest income from a financial asset is recognised when it is probable that the economic benefits will flow to the Company and the amount of income can be measured reliably. Interest income is accrued on time basis, by reference to the principal outstanding and at the effective interest rate applicable. It is the rate that exactly discounts estimated future cash receipts through the expected life of the financial asset to that asset's net carrying amount on initial recognition.

All other income is accounted on accrual basis when no significant uncertainty exists regarding the amount that will be received.

1.19 Government Grants

Grants and subsidies from the Government are recognised when there is reasonable certainty that the grant / subsidy will be received and all attaching conditions will be complied with.

When the grant or subsidy relating to income is recognised as income over the periods necessary to match them on a systematic basis to the costs, which it is intended to compensate. VAT/GST incentives are recognized in the statement of profit and loss under other operating revenues.

Grants relating to property, plant and equipment are included in Non-current liabilities as deferred income and are credited to Profit and loss on a straight line basis over the expected lives of related assets.

1.20 Borrowing Cost

Borrowing costs include interest, other costs incurred in connection with borrowing. General and specific borrowing costs directly attributable to the acquisition, construction, production or development of qualifying assets, which are assets that necessarily take a substantial period of time to get ready for their intended use or sale, are added to the cost of those assets, until such time as the assets are substantially ready for their intended use or sale. All other borrowing costs are recognised in Statement of Profit and Loss in the period in which they are incurred.



1.21 Provisions and Contingent liabilities

Provisions are recognised when the Company has a present obligation (legal or constructive) as a result of a past event, it is probable that an outflow of resources embodying economic benefits will be required to settle the obligation and a reliable estimate can be made of the amount of the obligation. When the Company expects some or all of a provision to be reimbursed, for example, under an insurance contract, the reimbursement is recognised as a separate asset, but only when the reimbursement is virtually certain. The expense relating to a provision is presented in the statement of profit and loss net of any reimbursement.

If the effect of the time value of money is material, provisions are discounted using a current pre-tax rate that reflects, when appropriate, the risks specific to the liability. When discounting is used, the increase in the provision due to the passage of time is recognised as a finance cost.

A contingent liability is disclosed when there is a possible obligation that arises from events and whose existence is only confirmed by one or more doubtful future events or when there is an obligation that is not recognised as a liability or provision because it is not likely that an outflow of resources will be required.

1.22 Segment reporting

Segment information is reported as per Indian Accounting Standard 108. The identification of operating segment is consistent with performance assessment and resource allocation by the chief operating decision maker.



2A. Property, Plant and Equipment

(Rs. in crores)

Particulars	Leasehold land	Freehold land	Building and roads	Leasehold improvements	Plant and machinery	Railway sidings	Electrical installations	Computer and peripheral	Furniture and fixtures	Motor vehicle	Right of use assets - Building	Office equipment	Total
Gross Block													
As at Mar 31, 2018	67.80	221.23	430.18	2.55	1,974.12	82.13	283.44	4.84	3.27	2.32	-	3.33	3,075.21
Additions	-	3.49	3.89	0.01	40.94	-	1.07	1.05	0.26	0.01	-	0.38	51.10
Disposal	-	-	-	-	-	-	-	-	-	-	-	-	-
As at Mar 31, 2019	67.80	224.72	434.07	2.56	2,015.06	82.13	284.51	5.89	3.53	2.33	-	3.71	3,126.31
Impact of first time adoption of Ind AS-116 (refer note no. 37)	-	-	-	-	-	-	-	-	-	-	6.12	-	6.12
Additions	-	4.66	19.00	-	227.41	2.51	19.81	2.32	0.56	1.22	-	1.02	278.51
Disposal	-	-	-	-	-	-	-	-	-	-	-	-	-
As at Mar 31, 2020	67.80	229.38	453.07	2.56	2,242.47	84.64	304.32	8.21	4.09	3.55	6.12	4.73	3,410.94
Accumulated Depreciation													
As at Mar 31, 2018	2.33	5.96	47.97	0.12	296.14	13.77	77.94	2.58	0.97	0.81	-	1.49	450.08
Charge for the year	0.85	2.55	16.40	0.29	102.48	5.36	26.70	0.74	0.36	0.31	-	0.58	156.62
Disposal	-	-	-	-	-	-	-	-	-	-	-	-	-
As at Mar 31, 2019	3.18	8.51	64.37	0.41	398.62	19.13	104.64	3.32	1.33	1.12	-	2.07	606.70
Impact of first time adoption of Ind AS-116 (refer note no. 37)	-	-	-	-	-	-	-	-	-	-	1.42	-	1.42
Charge for the year	0.85	2.47	16.47	0.29	110.38	5.41	27.39	1.08	0.37	0.37	0.68	0.56	166.32
Disposal	-	-	-	-	-	-	-	-	-	-	-	-	-
As at Mar 31, 2020	4.03	10.98	80.84	0.70	509.00	24.54	132.03	4.40	1.70	1.49	2.10	2.63	774.44
Net carrying amount													
As at Mar 31, 2019	64.62	216.21	369.70	2.15	1,616.44	63.00	179.87	2.57	2.20	1.21	-	1.64	2,519.61
As at Mar 31, 2020	63.77	218.40	372.23	1.86	1,733.47	60.10	172.29	3.81	2.39	2.06	4.02	2.10	2,636.50

1. All the above assets are pledged as security with the Bank (s) against borrowings.

2. The Company has capitalised foreign exchange fluctuation during the year on long term foreign currency monetary items relating to depreciable capital asset amounting to Rs 9.41 crores (exchange Loss) [PY 31.03.2019- Rs 13.09 crores (Exchange loss)]

3. Plant and Machinery includes Rs 3.02 Crs (PY - Rs 3.02 Crs) taken on finance lease. Net carrying value at end of the year was Rs. 2.85 crores (PY - Rs. 2.97 Crs) and depreciation charged during the year is Rs 0.12 Crs (PY - Rs 0.05).



2B. Capital work in Progress

(Rs. in crores)

Particulars	As at 31.03.2020	As at 31.03.2019
A. Assets under construction *	850.36	247.69
B. Expenditure incurred on Project Development Pending Capitalisation / allocation*	283.67	288.31
Sub total (A)	1,134.03	536.00

* This includes Capital goods in transit Rs 5.45 cr (PY - Rs. Nil)

* Expenditure incurred on Project Development Pending Capitalisation / allocation:

Particulars	As at 31.03.2020	As at 31.03.2019
Pre operative expenses pending allocation:		
Opening Balance	288.31	266.82
Salaries, wages and bonus	12.84	3.91
Finance costs #	17.08	13.04
Depreciation	0.17	0.13
Licences, Clearances, Taxes etc	1.22	1.62
Other Expenses	5.39	5.08
Total pre-operative expenses	325.01	290.60
Less: Capitalised/ charged during the year	(29.96)	(2.29)
Less: Write off (CWIP)	(11.38)	
Balances included in Capital work in progress	283.67	288.31

The borrowing cost on specific borrowings has been capitalised at the rate applicable for respective borrowings.

2C. Other Intangible Assets

Particulars	Computer software	Mining Right	Mining Closure Asset	Total
Gross Block				
As at Mar 31, 2018	4.22	6.93	3.31	14.46
Additions	-	-	-	-
Disposal	-	-	-	-
As at Mar 31, 2019	4.22	6.93	3.31	14.46
Additions	0.19	-	-	0.19
Disposal	-	-	-	-
As at Mar 31, 2020	4.41	6.93	3.31	14.65
Accumulated Depreciation				
As at Mar 31, 2018	2.02	0.43	0.31	2.76
Charge for the year	0.63	0.27	0.14	1.04
Disposal	-	-	-	-
As at Mar 31, 2019	2.65	0.70	0.45	3.80
Charge for the year	0.60	0.26	0.14	1.00
Disposal	-	-	-	-
As at Mar 31, 2020	3.25	0.96	0.59	4.80
Net carrying amount				
As at Mar 31, 2019	1.57	6.23	2.86	10.66
As at Mar 31, 2020	1.16	5.97	2.72	9.85



	<u>As at</u> <u>31.03.2020</u>	<u>As at</u> <u>31.03.2019</u>
3 Other Non Current Financial Assets		
(At amortized cost)		
Bank Deposits *	4.89	1.52
Security deposits	24.36	22.76
Incentive receivables (Refer footnote of Note 10)	64.56	52.93
	<u>93.81</u>	<u>77.21</u>

* Bank Deposits represents Deposits marked lien in favour of Government Authorities/ Banks

The Company has made investment in AMP Solar Clean Power Private Limited (hereinafter referred to as "investee company") by way of equity shares (529,760 nos) of the face value of Rs. 0.53 crores (18.20%) and in Compulsorily convertible debentures (47,679 nos) of the face value of Rs. 4.78 crores under Share Purchase, Subscription and Shareholders Agreement. Further, the Company has entered into a long term power purchase agreement ('PPA') with the investee company which is engaged in setting up a solar power plant. The PPA has a lock in period of 15 years wherein the Company (alongwith the holding company) is required to purchase entire contracted power capacity from the said plant.

Taking into consideration the terms and conditions of PPA, it is considered that the arrangement in respect of long term power purchase agreement satisfies all the conditions of the lease as per IND AS 116. However, the plant is under construction as on 31st March 2020. Consequently, Right of Use and Lease Liabilities will be recognized on the Commencement date.

The investment in equity shares in AMP Solar Clean Power Private Limited together with the holding Company is 26%. Considering the substance of the transactions, in the opinion of the management, it is not considered as a related party under Ind AS 24/28. Accordingly, the investment in equity shares and compulsorily convertible debentures is recognized at amortised cost under "Security Deposits" Rs. 0.89 crores (PY Nil) as per the provision of Ind AS 109 and the difference between amortised cost and investment value on initial recognition is recognized under "Capital advance" Rs. 4.44 crores (PY Nil).

4 Deferred tax asset / (liability)

The significant component and classification of deferred tax assets and liabilities on account of timing differences are:

<u>Deferred tax assets on account of -</u>		
Trade receivables	1.03	1.48
Mine closure liability	1.19	1.35
Items allowable on payment basis	2.95	13.54
Carried forward losses and unabsorbed depreciation	137.14	318.26
	<u>142.31</u>	<u>334.63</u>
<u>Deferred tax liabilities on account of -</u>		
Property, Plant & Equipment and Intangible Assets	175.82	283.51
Others	1.10	1.80
Net Deferred tax assets / (liability)	<u>(34.61)</u>	<u>49.32</u>
MAT credit entitlement	-	60.96
Total Deferred tax assets / (liability)	<u>(34.61)</u>	<u>110.28</u>

Pursuant to the enactment of the Taxation Law (Amendment) Act, 2019 ('Act') which is effective from April 1, 2019, domestic companies have the option to pay income tax at 22% plus applicable surcharge and cess ('new tax regime') subject to certain conditions. The Company has opted for the said amendment. Accordingly, the company has recognized current tax expense for the year ended 31st March 2020, remeasured its deferred tax assets / liabilities at the reduced rate prescribed in the said section and written off the brought forward MAT Credit of Rs. 60.96 crores as on 01.04.2019.

Reconciliation of Deferred tax asset/ (liability)

Opening deferred tax asset (Net)	110.28	118.04
Deferred tax (expense) / credit recorded in statement of profit and loss	(145.19)	(7.79)
Deferred tax charge recorded in OCI	0.15	0.03
Impact of Ind AS - 116 adoption directly in opening retained earning	0.15	-
Closing deferred tax Assets, net	<u>(34.61)</u>	<u>110.28</u>

The major components of income tax expense

Current income tax charge (MAT)	-	44.26
Deferred tax charge / (credit)	145.19	7.79
Income Tax For Earlier Years	(0.03)	-
Income tax expenses reported in the statement of profit or loss	<u>145.16</u>	<u>52.05</u>

Reconciliation of tax expense and the accounting profit

Accounting profit before income tax	284.38	190.43
Enacted income tax rate	25.17%	31.20%
Statutory income tax at enacted rate	71.58	59.42
Permanent disallowances	3.16	4.97
Deferred tax asset on IT losses not recognised earlier	(0.03)	-
IT order Impact	-	4.36
Tax effect on items chargeable at differential rates & others	9.49	-
MAT credit entitlement written off	60.96	-
MAT credit entitlement not recognised	-	(16.70)
	<u>145.16</u>	<u>52.05</u>



RCCPL Private Limited

(Rs. in crores)

	<u>As at</u> <u>31.03.2020</u>	<u>As at</u> <u>31.03.2019</u>
5 Other Non-current Assets		
(Unsecured, Considered Good)		
Capital advances*	91.67	82.65
Prepaid expenses	2.17	2.57
Deposit under protest (Refer note 31(vi))	11.04	11.04
	<u>104.88</u>	<u>96.26</u>

Capital Advance includes advance to a Company where a director is interested

- 22.33

* Refer foot note to note no. 3

6 Inventories

Stores and spares	71.61	65.13
Packing materials	3.52	7.42
Raw materials	29.99	37.35
Work-in-progress	30.85	28.02
Finished goods	54.95	32.89
Fuel	14.20	27.17
	<u>205.12</u>	<u>197.98</u>

Note: The above Inventory includes Material in transit as under

Raw materials	1.10	6.39
Fuel	0.70	0.20
Stores and spares	0.10	0.99
	<u>1.90</u>	<u>7.58</u>

7 Investments

(Classified at Fair Value through Profit and Loss (FVTPL))

Investment in Mutual Funds

Axis Liquid Fund - Direct Growth (Nil) (PY: 1,28,456 units)	-	26.64
Baroda Liquid Fund Plan B - Growth (21,849 units) (PY: Nil)	5.00	
HDFC Liquid Fund Direct Plan - Growth (20,562 units) (PY: Nil)	8.03	
HDFC Overnight Fund Direct Plan - Growth (3,368 units) (PY: Nil)	1.00	
ICICI Prudential Liquid Fund - Direct Plan - Growth (340,582 units) (PY: 8,96,564 units)	10.01	24.78
ICICI Prudential Saving Fund - Direct Plan - Growth (515,290 units) (PY: Nil)	20.11	
IDFC Ultra Short Term Fund Direct Plan - Growth (Nil) (PY: 47,55,790 units)	-	5.04
Invesco India Money Market Fund Direct Plan Growth (15,173 units) (PY: Nil)	3.52	
Kotak Savings Fund Direct Plan Growth (6,146,240 units) (PY: Nil)	20.19	
L&T Liquid Fund Direct Plan - Growth (36,758 units) (PY: Nil)	10.00	
L&T Money Market Fund Direct Plan - Growth (2,464,135 units) (PY: Nil)	5.05	
SBI Liquid Fund Direct Growth (Nil) (PY: 20,514 units)	-	6.01
TATA Liquid Fund Direct Plan - Growth (31,941 units) (PY: 79,438 units)	10.00	23.39
UTI Liquid Cash Plan - Direct Growth Plan (Nil) (PY: 49,067 units)	-	15.02
	<u>92.91</u>	<u>100.88</u>

8 Trade Receivables

Secured, considered good	30.32	50.92
Unsecured, considered good	48.39	34.09
Significant increase in Credit Risk	4.08	4.75
Allowance for doubtful debts	(4.08)	(4.75)
	<u>78.71</u>	<u>85.01</u>

Trade receivables are non-interest bearing and are generally on terms of 0 to 90 days.

No trade or other receivables are due from directors or other officers of the company either severally or jointly with any other person nor any trade or other receivable are due from firms or private companies respectively in which any director is a partner, a director or a member.



	<u>As at</u> 31.03.2020	<u>As at</u> 31.03.2019
9 Cash and Cash Equivalents		
Cash on hand	0.06	0.07
Cheques on hand	-	0.48
Balances with banks:		
- On current / cash credit accounts - Balances with banks	8.07	22.70
- Deposits	41.25	8.52
Less : Shown under other non current financial assets	(4.89)	(1.52)
	<u>44.49</u>	<u>30.25</u>

10 Other Current Financial Assets
(At amortized cost)

Incentive receivable*	191.77	263.30
Mark to Market Receivable	2.32	-
	<u>194.09</u>	<u>263.30</u>

* The Company's manufacturing plants at Maihar (Madhya Pradesh), Kundanganj (Uttar Pradesh) and Butibori (Maharashtra) are eligible for government grant in the form of incentives of 75% in case of Madhya Pradesh, 80% in case of Uttar Pradesh and 25% in case of Maharashtra of the VAT / CST / GST pursuant to Industrial Promotion Policy, 2010 (MP Mega Project Policy), Infrastructure Investment Policy, 2012 (UP Mega Project Policy) and Package Scheme of Incentive 2007 (Maharashtra 2007 scheme), respectively.

11 Other Current Assets
(Unsecured, Considered Good)

Prepaid expenses	6.14	4.44
Advance to vendors	34.91	35.47
Advance to employees	0.32	0.28
Balances with Government & Statutory Authorities	105.12	9.18
Other Advances	0.61	0.82
	<u>147.10</u>	<u>50.19</u>

12 Equity Share Capital

Authorised :		
40,00,00,000 (31 March 2019- 40,00,00,000) equity shares of Rs. 10/- each	400.00	400.00
	<u>400.00</u>	<u>400.00</u>
Issued, subscribed & fully paid up		
31,28,23,000 (31 March 2019- 31,28,23,000) equity shares of Rs. 10/- each	312.82	312.82
	<u>312.82</u>	<u>312.82</u>

(a) Terms/ rights attached to equity shares

- i) The Company's equity shares have a par value of Rs. 10/- each. 'Holder of equity shares is entitled to one vote per share.
ii) In the event of liquidation of the company, the holders of equity shares will be entitled to receive assets of the company, if any remaining after distribution of all preferential accounts. The distribution will be in proportion to the number of equity shares held by the shareholders.

(b) Reconciliation of number of shares outstanding

At the beginning of the year	31.28	31.28
Issued during the year		
Outstanding at the end of the year	<u>31.28</u>	<u>31.28</u>

c) Shares held by Holding Company

Birla Corporation Limited	31.28	31.28
% holding	100%	100%

d) Shares held by each shareholder holding more than 5% shares

Birla Corporation Limited	31.28	31.28
% holding	100%	100%



RCCPL Private Limited

(Rs. in crores)

As at As at
31.03.2020 31.03.2019

13 Long Term Borrowings
At Amortised Cost

From Banks

Secured

Loan from Banks

Rupee term loans

Foreign currency term loans

2419.36 1,958.59
82.08 130.25

Unsecured

Loan from Banks

Foreign currency term loans

90.22 103.19

From Others - Secured

Finance Lease Obligations

- 3.01

From related party

10% Redeemable Cumulative Preference Shares*

* Subscribed by Birla Corporation Limited (Holding Company)

100.00 100.00

2,691.66 2,295.04

Less : Current maturities of long term borrowings at the year end (Refer note no 18)

Secured

Loan from Banks

Rupee term loans

Foreign currency term loans

100.05 89.90
56.52 55.35

Unsecured

Loan from Banks

Foreign currency term loans

22.55 20.64

From Other

Finance Lease Obligations

- 0.02

179.12 165.91

2,512.54 2,129.13

For security details - Refer footnote below Note 32

14 Other Non Current Financial Liabilities

Security Deposits from customers

Security Deposits - Others

Lease Liabilities

142.57 125.94
11.01 7.62
7.22 -

160.80 133.56

15 Provisions

Provisions for employee benefits

Gratuity

Compensated absences

1.06 0.25
7.78 6.47

Others

Provision for mine closure expenses

4.75 4.34

13.59 11.06

Movement of Provision for mine closure expenses

Balance at the beginning of the year

Additions

Amount paid

Balance at the end of the year

4.34 3.98
0.41 0.36
- -
4.75 4.34

Provision for mine closure expenses represents estimates made towards the expected expenditure for restoring the mining area and other obligatory expenses as per the approved mine closure plan. The timing of the outflow with regard to the said matter would be in a phased manner based on the progress of excavation of minerals and consequential restoration cost.



RCCPL Private Limited

(Rs. in crores)

As at
31.03.2020 **As at**
31.03.2019

16 Borrowings

Secured

Suppliers credit from banks in foreign currency

20.50

-

20.50

-

Working Capital Loans of Rs. 20.50 crores from banks are secured by ranking pari passu hyphothecation of Current Assets viz. Raw Material, Stock in trade, Consumable Stores and Books Debts, both Present & Future and further by way of second charge on movable and immovable fixed assets pertaining to Maihar, Madhya Pradesh and Kundanganj, Uttar Pradesh and Coal mines located at Sial Ghogri, Madhya Pradesh, ranking pari passu with other lender banks.

17 Trade payables

Trade payables-Others

166.39

199.57

Trade payables-Related Parties

7.64

13.03

Total Outstanding dues to micro, small and medium enterprises

0.97

3.22

175.00

215.82

Details of dues to Micro Enterprises and Small Enterprises as per MSMED Act, 2006 to the extent of confirmation received.

The principal amount and the interest due thereon (to be shown separately) remaining unpaid to any supplier as at the end of each accounting year.

Principal

0.97

3.22

Interest

-

-

The amount of interest paid by the buyer in terms of section 16, of the Micro, Small and Medium Enterprise Development Act, 2006 along with the amounts of the payment made to the supplier beyond the appointed day during each accounting year.

-

-

The amount of interest due and payable for the period of delay in making payment (which have been paid but beyond the appointed day during the year) but without adding the interest specified under Micro, Small and Medium Enterprise Development Act, 2006.

-

-

The amount of interest accrued and remaining unpaid at the end of each accounting year; and

-

-

The amount of further interest remaining due and payable even in the succeeding years, until such date when the interest dues as above are actually paid to the small enterprise for the purpose of disallowance as a deductible expenditure under section 23 of the Micro, Small and Medium Enterprise Development Act, 2006.

-

-

18 Other Financial Liabilities

Current maturities of long-term borrowings (refer note no. 13)

179.12

165.91

Lease Liabilities

0.63

-

Interest accrued but not due on borrowings

0.37

1.55

Interest accrued Cumulative Redeemable Preference Share Capital *

32.81

26.97

Employee Benefits Payable

20.18

15.85

Retention money payable

49.08

22.74

Payable for capital expenditure

92.11

20.39

MTM on Foreign exchange forward contracts

-

0.18

Others Payable

204.86

159.57

579.16

413.16

* Refer Footnote below Note no. 27

19 Provisions

Provisions for employee benefits

Compensated absences

0.74

0.49

0.74

0.49

20 Other Current Liabilities

Advance from Customers

32.05

31.86

Statutory dues payable

31.13

55.54

63.18

87.40



21 Revenue from OperationsSale of products

Finished goods

Cement

2,321.85

2,225.52

Clinker

143.44

170.39

Gypsum

12.40

0.45

2,477.69**2,396.36**

Other Operating Revenue-

Scrap Sales

3.22

3.10

Incentives and subsidies

160.30

149.44

(Refer footnote of Note no 10)

2,641.21**2,548.90****Revenue from Contracts with Customers:**

a) The relevant disclosures in terms of said Ind AS 115 are stated herein:

b) The disaggregation of the Company's revenue from customers are given in note no. 21.

c) Information about Receivables, Contract Assets and Contract Liabilities from Contracts with Customers:

Trade Receivables

78.71

85.01

Contract Liabilities

Advances from Customers

32.05

31.86

d) Reconciling the amount of Revenue recognised in the Statement of Profit and Loss with the Contracted Price:**Revenue as per contracted price**

2,644.28

2,527.37

Less: Sales Claims

Less: Rebate & Discounts

166.59

131.01

Total Revenue from Contracts with Customers**2,477.69****2,396.36**

Other Operating Revenues

163.52

152.54

Revenue from Operations**2,641.21****2,548.90****Timing of Revenue recognition**

Goods or Services transferred at a point in time

2,641.21

2,548.90

Total Revenue from Operationse) The transaction price allocated to the remaining performance obligation (unsatisfied or partially unsatisfied) as at Balance Sheet date are, as follows:

Advances from Customers

32.05

31.86

Management expects that the entire transaction price allotted to the unsatisfied contract as at the end of the reporting period will be recognised as revenue during the next financial year.

22 Other Income

Interest income

from Fixed Deposits

0.74

2.39

Other Interest

1.58

1.11

Insurance Claim Received

0.32

1.92

Gain on Sale of Mutual Fund (FVTPL)

0.29

0.32

Gain on Sale of Mutual Fund

1.80

4.40

Miscellaneous Income

0.93

1.32

6.34**11.46**

	(Rs. in crores)	
	<u>Year ended</u> <u>31.03.2020</u>	<u>Year ended</u> <u>31.03.2019</u>
23 Cost of Materials Consumed		
Raw materials consumed	<u>455.08</u>	<u>405.93</u>
24 Purchases of traded goods		
Purchases of traded goods - Gypsum	11.83	0.44
	<u>11.83</u>	<u>0.44</u>
25 Changes in inventories of finished goods, stock-in-trade and work-in-progress		
<u>Stock at the end of the year</u>		
Finished goods	54.95	32.89
Work in Progress	30.85	28.02
	<u>85.80</u>	<u>60.91</u>
<u>Stock at the beginning of the year</u>		
Finished Goods	32.89	26.21
Work in Progress	28.02	23.79
	<u>60.91</u>	<u>50.00</u>
	<u>(24.89)</u>	<u>(10.91)</u>
26 Employee Benefits Expense		
Salaries and wages	98.66	88.59
Contribution to provident and other funds	3.49	3.28
Gratuity	1.59	1.36
Compensated absences	2.31	2.07
Staff welfare expenses	2.71	2.85
	<u>108.76</u>	<u>98.15</u>
Defined Contribution Plan:		
The Company has contributed the following amounts during the year		
Provident Fund	2.54	1.96
Superannuation Fund	0.04	0.06
Pension Fund	0.84	0.70
<u>Change in benefit obligations</u>		
Benefit obligation at the beginning	7.12	5.90
Current service cost	1.62	1.37
Interest expense	0.51	0.42
Actuarial (gains) / losses	0.71	(0.02)
Benefits paid	(0.37)	(0.55)
Benefit obligation at the end	<u>9.59</u>	<u>7.12</u>



RCCPL Private Limited

	(Rs. in crores)	
	<u>Year ended</u> <u>31.03.2020</u>	<u>Year ended</u> <u>31.03.2019</u>
<u>Change in Plan assets</u>		
Fair value of plan assets at the beginning	6.87	5.05
Interest income	0.54	0.43
Actual return on plan assets less interest on plan assets	0.11	(0.11)
Employers Contributions	1.01	1.50
Benefits paid	-	-
Fair value of plan assets at end	8.53	6.87
Funded status surplus/ (deficit)	(1.06)	(0.25)
Expenses recognised in statement of profit and loss		
Service cost	1.62	1.37
Net interest on the net defined benefit liability / asset	(0.03)	(0.01)
Charged to P&L	1.59	1.36
Remesurement recognised in OCI		
Actuarial (gains) / losses	0.71	(0.02)
Actual return on plan assets less interest on plan assets	(0.11)	0.11
	0.60	0.09
Acturial assumptions		
Mortality - Indian assured Lives Mortality (2006-08) Ultimate		
Discount rate	6.70%	7.30%
Salary escalation rate	7.50%	7.50%
Withdrawal rate	4.00%	4.00%
Sensitivity analysis due to change in discount rate		
Defined benefit obligation on plus 100 bps	(0.82)	(0.61)
Defined benefit obligation on minus 100 bps	0.94	0.71
Sensitivity analysis due to change in salary escalation rate		
Defined benefit obligation on plus 100 bps	0.93	0.70
Defined benefit obligation on minus 100 bps	(0.82)	(0.61)
<u>Maturity profile of defined benefit obligations</u>		
Within 1 year	0.72	0.42
1-2 year	0.67	0.52
2-3 year	0.55	0.65
3-4 year	0.68	0.65
4-5 year	1.20	0.67
5-10 years	11.04	8.96

27 Finance Costs

Interest on Term Loans		182.45	178.05
Interest on Working capital Loans		4.45	0.08
On Deposits and Others		8.38	6.76
Preference Shares Dividend Expenses*	6.84	5.84	12.68
* Exchange differences regarded as an adjustment to borrowing costs		4.35	3.45
Other borrowing costs		0.89	1.00
Unwinding finance cost		2.69	1.79
		209.05	203.81

* The Finance Act, 2020 has abolished dividend distribution tax (DDT) payable on dividend to shareholders. The Act provides for levying of tax in the hands of shareholders, instead of levying DDT on companies. Accordingly, the company has revised preference shares amortization schedule by reducing the expected dividend (interest) expense. The cumulative impact of the revision has resulted in reduction in interest accrued on preference share capital by 6.73 crores as on 31st March 2020. The same has been adjusted from interest expense on preference share capital during the year.

28 Depreciation and amortization expense

Depreciation of tangible assets		166.32	156.62
Amortization of intangible assets		1.00	1.04
Less: Transfer to Capital work-in-progress		(0.17)	(0.13)
		167.15	157.53



RCCPL Private Limited

(Rs. in crores)

	<u>Year ended</u> <u>31.03.2020</u>	<u>Year ended</u> <u>31.03.2019</u>
29 Other Expenses		
<u>Manufacturing Expenses</u>		
Stores, Spare Parts Consumed	67.64	63.64
Packing Material Consumed	90.41	91.17
Power & Fuel	418.58	504.76
Repairs to buildings	3.30	2.97
Repairs to machinery	20.11	15.59
Royalty & Cess	74.21	57.47
Freight & Material Handling on Inter Unit Transfer	63.27	81.19
Other Manufacturing Expenses	41.27	28.82
<u>Selling and Administration Expenses</u>		
Discount, selling and distribution expenses	43.77	62.78
Brand Royalty	28.84	25.56
Freight and forwarding expenses	462.70	480.38
Insurance	3.05	2.57
Rent	8.46	8.85
Repairs to Other Assets	15.61	13.66
Rates & Taxes	3.44	1.86
Advertisement and publicity expenses	21.55	20.56
Payments to auditors		
Audit fees	0.18	0.15
Certification	0.09	0.06
Reimbursement of expenses	0.01	0.01
Directors Fees	0.40	0.39
Loss on sale/discard of Fixed Assets & CWIP (Net)*	11.39	-
Net loss on foreign currency translations	1.67	4.81
Professional fees	2.64	4.83
Bank Charges	2.86	1.47
Miscellaneous expenses	50.74	41.43
	<u>1,436.19</u>	<u>1,514.98</u>

Considering the present business scenario and COVID 19 implications, the company has taken strategic decision to prioritise the Capital expenditure. Some of the projects expansion are not much viable or strategically not advisable to move ahead, therefore, Company has taken a cautious strategic decision to charge off the expenses incurred under those projects.

30 Earning per Share

The computation of basic / diluted earning/ (loss) per share is set out below

Net Profit / (Loss) after current and deferred tax	139.22	138.38
No of Shares outstanding at the beginning of the year	312,823,000	312,823,000
No of Shares outstanding at the end of the period	312,823,000	312,823,000
Weighted average number of equity shares of Rs. 10/- each	312,823,000	312,823,000
EPS (Rs.) - Basic and Diluted	4.45	4.42

31 Commitments and Contingenciesa. Contingent Liabilities:

Claims against the Company not acknowledged as debts

i) Cenvat Credit taken on outward transportation of finished goods. Appeal filed before Commissioner (Appeals)	-	0.24
ii) Demand for Entry tax including interest thereon under Bihar Value Added Tax Act 2005. Appeal file before Additional Commissioner (Appeals)	1.91	1.91
iii) Dissallowance of transition amount claimed under the Bihar Goods and Services Tax Act, 2017. Appeal filed before Commissioner (Appeals)	0.68	0.68
iv) Demand of Service tax on adjustment made on account of gross calorific value (GCV) of the coal from supplier. Appeal pending before CESTAT, New Delhi	-	2.93
v) Demand from Collector of Stamps, Chhindwara mine lease related to Sial Ghogri	4.38	4.38
vi) Appropriation of Bank guarantee as per clause 10.1 of Coal Mine Development and Production Agreement (CMDPA) in respect of Sial Ghoghri Coal Mine under Coal bearing Areas (A&D) Act, 1957 being contested before Hon'ble High Court of Delhi	10.12	10.12
vii) Other Claims / Dispute pending in various legal forum	0.43	0.43
viii) Demand for collection of additional stamp duty for Lime Stone Mines.	8.31	-



b. Capital Commitments

Estimated amount of contracts remaining to be executed on capital account and not provided for (net of advances)	689.10	815.30
--	--------	--------

In respect of the matter in note no. 31(a), future cash outflows are determinable only on receipt of judgements / decisions pending at various forums / authorities. Furthermore, there is no possibilities of any reimbursements to be made to the company from any third party.

32 Assets pledged as security**Current**

Financial assets - Trade Receivables	78.71	85.01
Non-financial assets - Inventories	205.12	197.98
Total current assets pledged as security	283.83	282.99

Non-current

Land	282.17	280.83
Buildings	374.09	371.85
Plant & Machinery	1,730.62	1,613.47
Others Tangible Assets	242.75	250.49
Total non-currents assets pledged as security	2,629.63	2,516.64

CWIP	1,134.03	536.00
------	----------	--------

Long term borrowing are secured by (Refer Note 13)**a Rupee term loans from banks (Secured) - Consortium**

Term loan of Rs 1534.63 crores (excluding unamortised portion of processing fee and including current maturities) carries rate of interest @ 1yr MCLR plus spread of 0.25% to 0.50% p.a. The loan is secured by way of first charge on all present and future movable and immovable fixed assets pertaining to projects at Maihar, Madhya Pradesh and Kundanganj, Uttar Pradesh and Coal mines located at Sial Ghogri, Madhya Pradesh, ranking pari passu with other lender bank (s) and second charge on entire current assets of the Company ranking pari passu with other lender bank (s). The balance amount of loan is repayable in 35 unequal quarterly installments in the following manner:

- Rs.79.87 crores repayable in 4 equal quarterly installments from June, 2020 to March, 2021
- Rs.127.79 crores repayable in 4 equal quarterly installments from June, 2021 to March, 2022
- Rs.159.74 crores repayable in 4 equal quarterly installments from June, 2022 to March, 2023
- Rs.351.42 crores repayable in 8 equal quarterly installments from June, 2023 to March, 2025
- Rs.670.92 crores repayable in 14 equal quarterly installments from June, 2025 to September, 2028
- Rs.144.89 crores repayable in December, 2028

b Rupee Term Loan from Axis Bank

Term Loan of Rs 287.90 crores (excluding unamortised portion of processing fees and including current maturities) carries rate of interest @ 6M MCLR plus 40 bps p.a. This loan is secured by way of subservient charge on all present and future movable and immovable fixed assets of the Company except assets relating to Maihar, Madhya Pradesh and Kundanganj, Uttar Pradesh. Further the loan is secured by Corporate Guarantee of the Holding Company viz., Birla Corporation Limited. The balance amount of loan is repayable in 34 unequal quarterly installments in the following manner:

- Rs.4.06 crores repayable in 2 equal quarterly installments from May, 2020 to August, 2020
- Rs.8.12 crores repayable in 2 equal quarterly installments from November, 2020 to February, 2021
- Rs.24.36 crores repayable in 4 equal quarterly installments from May, 2021 to February, 2022
- Rs.48.72 crores repayable in 6 equal quarterly installments from May, 2022 to August, 2023
- Rs.20.01 crores repayable in 2 equal quarterly installments from Nov, 2023 to February, 2024
- Rs.172.55 crores repayable in 17 equal quarterly installments from May, 2024 to May, 2028
- Rs.10.08 crores repayable in August, 2028

c Rupee term loans from banks (Secured) - Consortium - Mukutban Project - Sanctioned Limit Rs.1625 Crores

Term loan of Rs. 542.70 crores (amount outstanding as on 31.03.2020) (excluding unamortised portion of processing fees) (rate of interest @ 1yr MCLR plus spread of 0.21% to 0.45% p.a) from Bank (s) is secured by way of first pari-passu charge on fixed assets of the cement plant (present & future) at Mukutban, Maharashtra and first pari passu charge on movable fixed assets of Butibori Plant. 2nd pari-passu charge on entire current assets (both present & future) of the company. The sanctioned loan of Rs 1625 crores is repayable in 34 unequal quarterly installments starting from September 2022 and ending on December 2030 in the following manner:

- Rs.4.06 crores repayable in 1 quarterly installment in September, 2022
- Rs.12.26 crores repayable in 3 equal quarterly installments from December, 2022 to June, 2023
- Rs.20.26 crores repayable in 1 quarterly installment in September, 2023
- Rs.61.19 crores repayable in 3 equal quarterly installments from December, 2023 to June, 2024
- Rs.32.40 crores repayable in 1 quarterly installment in September, 2024
- Rs.97.89 crores repayable in 3 equal quarterly installments from December, 2024 to June, 2025
- Rs.161.98 crores repayable in 4 equal quarterly installments from September, 2025 to June, 2026
- Rs.163.14 crores repayable in 4 equal quarterly installments from September, 2026 to June, 2027
- Rs.105.30 crores repayable in 2 equal quarterly installments from September, 2027 to December, 2027
- Rs.53.03 crores repayable in 1 quarterly installment in March, 2028
- Rs.53.23 crores repayable in 1 quarterly installment in June, 2028
- Rs.311.71 crores repayable in 4 equal quarterly installments from September, 2028 to June, 2029
- Rs.326.28 crores repayable in 4 equal quarterly installments from September, 2029 to June, 2030
- Rs.111.15 crores repayable in 1 quarterly installment in September, 2030
- Rs.111.12 crores repayable in 1 quarterly installment in December, 2030



d Rupee Term Loan from Axis Bank (WHRS) - Rs.83 crores

Term Loan of Rs.73.00 crores (excluding unamortised portion of processing fees and including current maturities) carries rate of interest at One Year MCLR. This loan is secured by entire movable and immovable fixed assets of Maihar, Madhya Pradesh, both present and future ranking pari passu with other lender banks. The balance amount of loan is repayable in 35 equal quarterly installments of Rs.2 crores each from 30.06.2020 till 31.12.2028 and last installment of Rs.3 crores payable in March, 2029.

e Foreign Currency Loans from banks (Secured)

External Commercial Borrowing from DBS Bank Ltd., Singapore of Rs. 51.83 crores (USD 6.86 millions) (excluding unamortised portion of processing fees and including current maturities) carries rate of interest of 1M LIBOR plus 175 bps p.a. The loan is secured by way of first charge on all present and future movable and immovable fixed assets pertaining to Maihar and Gondavali in Madhya Pradesh, Kundanganj in Uttar Pradesh, ranking pari passu with other lender banks (s) and second charge on entire current assets of the Maihar and Kundanganj ranking pari passu with other lender banks (s). The balance amount of loan is repayable in remaining 8 equal quarterly installments of USD 0.85 millions each (June, 2020 to March, 2022).

External Commercial Borrowing from DBS Bank Ltd., Singapore of Rs 30.61 crores (USD 4.05 millions) (including current maturities) crores carries rate of interest 6M LIBOR plus 130 bps p.a. The loan is secured by way of of first charge on all present and future movable and immovable fixed assets pertaining to Maihar and Gondavali in Madhya Pradesh and Kundanganj in Uttar Pradesh ranking pari passu with other lender bank (s) and second charge on entire current assets of Maihar and Kundanganj ranking pari passu with other lender banks (s). The balance amount of loan is repayable in remaining 3 quarterly equal installments of USD 1.35 millions (June, 2020 to December, 2020).

f Foreign Currency Loans from banks (Unsecured)

External Commercial Borrowing from Deutsche Bank, Germany of Rs 90.22 crores (USD 11.9 millions) ((including current maturities) carries rate of interest of 6M LIBOR plus 175 bps p.a. The loan is secured by way of Corporate Guarantee of the Holding Company viz., Birla Corporation Limited. The balance amount of loan is repayable in 8 semi-annual equal installments of USD 1.49 millions (September, 2020 to March, 2024).

g 10% cumulative Preference Share (unsecured)

100 lakhs Preference shares of Rs. 100 each are held by the holding company viz., Birla Corporation Limited carrying voting rights as prescribed under section 47(2) of the Companies Act 2013. The preference shares will be redeemed in December 2021. The non convertible preference share carry preference share right vis-a-vis equity shares of the company with respect to payment of dividend and repayment of capital in the event of winding up.

33 Related Party disclosures as per Ind AS 24**Birla Corporation Limited**

Purchase of goods	212.37	135.85
Purchase of services	24.38	29.25
Brand Royalty paid	28.84	25.56
Sale of goods	297.61	287.53
Reimbursement of expenses paid	-	3.26
Provision for Dividend on Preference shares (Expense)	5.84	12.68
<u>Balances outstanding</u>		
Trade payable	7.64	12.91
Provision for Dividend on Preference shares payable	32.81	26.97
Corporate Guarantee given to Banks #	378.12	393.19
# to the extent of loan outstanding		

Vindhya Telelinks Ltd

(Entity in respect of which Holding Company is an Associate)

Sale of goods	0.06	0.71
Purchase of goods	0.29	0.78
<u>Balances outstanding</u>		
Trade payable	0.05	0.12

Key Managerial Persons (KMP)Executive Director

Mr. Bachh Raj Nahar (Upto 21.09.2019)

Wholetime Director

Mr. Pracheta Majumdar (w.e.f. 27.07.2019)

Non Executive Directors

Mr. Harsh V. Lodha, Mr. V. Swarup, Mr. A. Srinivasan

Mr. Anup Singh, Mr. P. Majumdar, Ms. Chitkala Zutshi,

Sitting fee paid to non executive directors

0.40	0.39
------	------



34 Operating Segment as per Ind AS 108

The managing director of the company has been identified as the Chief Operating Decision Maker (CODM) as defined by Ind AS.108 - Operating Segments. The CODM evaluates the Company's performance and allocates resources based on an analysis of various performance indicators by industry classes. Accordingly, segment information has been presented. In the opinion of the management, there is only one segment - "Cement & clinker" which includes products of similar nature, risks and returns. So disclosure of primary segment and geographical segment are not applicable.

35 Fair value of Financial Assets and Financial Liabilities (Current & Non Current)

Particulars	31st March 2020		31st March 2019	
	FVTPL	Amortized Cost	FVTPL	Amortized Cost
Financial Assets				
Investment				
- Mutual Funds	92.91		100.88	
Trade Receivables		78.71		85.01
Mark to Market Receivable	2.32			
Cash and Cash Equivalents		44.49		30.25
VAT Incentive receivable		256.33		316.23
Bank Deposits		4.89		1.52
Security deposits		24.36		22.76
Total Financial Assets	95.23	408.78	100.88	455.77
Financial Liabilities				
Borrowings		2,712.16		2,295.04
Trade Payables		175.00		215.82
Interest accrued on Cumulative Redeemable Preference Share Capital		32.81		26.97
Interest accrued but not due on borrowings		0.37		1.55
Employee Benefits Payable		20.18		15.85
Retention money payable		49.08		22.74
Payable for capital expenditure		92.11		20.39
MTM on Foreign exchange forward contracts			0.18	
Lease Liabilities		7.85		
Others Payable		204.86		159.57
Security Deposits from customers		142.57		125.94
Security Deposits - Others		11.01		7.62
Total Financial Liabilities	-	3,448.00	0.18	2,891.49

Other Notes

The management assessed that the fair values of cash and cash equivalents, trade receivables, trade payables, short term borrowings, and other financial liabilities approximates their carrying amounts largely due to the short-term maturities of these instruments.

For Financial assets and liabilities that are measured at fair value, the carrying amounts are equal to their fair values.

The fair value of the financial assets and financial liabilities is included at the amount at which the instruments could be exchanged in a current transaction between willing parties, other than in a forced or liquidation sale.

The following methods and assumptions were used to estimate the fair values:

The fair values for loans were calculated based on cash flows discounted using a current lending rate. They are classified as Level 3 fair values in the fair value hierarchy due to the inclusion of unobservable inputs including counterparty credit risks, which has been assessed to be insignificant.

The fair values of non-current borrowings are based on the discounted cash flows using a current borrowing rate. They are classified as Level 3 fair values in the fair value hierarchy due to the inclusion of unobservable inputs including own credit risks, which was assessed as on the balance sheet date to be insignificant.

During the year ended March 31, 2020 and March 31, 2019 there were no transfers between Level 1 and Level 2 fair value measurements, and no transfer into and out of Level 3 fair value measurements.



Explanation to the fair value hierarchy

The Company measures financial instruments, such as, quoted investments at fair value at each reporting date. Fair value is the price that would be received to sell an asset or paid to transfer a liability in an orderly transaction between market participants at the measurement date. All assets and liabilities for which fair value is measured or disclosed in the financial statements are categorised within the fair value hierarchy, described as follows, based on the lowest level input that is significant to the fair value measurement as a whole:

Level 1	Level 1 hierarchy includes financial instruments measured using quoted prices. This includes listed equity instruments, traded bonds and mutual funds that have quoted price. The fair value of all equity instruments (including bonds) which are traded in the stock exchanges is valued using the closing price as at the reporting period. The mutual funds are valued using the closing NAV.
Level 2	The fair value of financial instruments that are not traded in an active market (for example, traded bonds, over-the-counter derivatives) is determined using valuation techniques which maximise the use of observable market data and rely as little as possible on entity-specific estimates. If all significant inputs required to fair value an instrument are observable, the instrument is included in level 2.
Level 3	If one or more of the significant inputs is not based on observable market data, the instrument is included in level 3. This is the case for unlisted equity securities, contingent consideration included in level 3.

Assets and Liabilities measured at Fair Value - recurring fair value measurements

Particulars	31st March 2020			31st March 2019		
	Level 1	Level 2	Level 3	Level 1	Level 2	Level 3
Financial Assets						
Investment						
- Mutual Funds	92.91			100.88	-	-
Foreign Exchange Contract (MTM)	2.32			-	-	-
Total Financial Assets	95.23	-	-	100.88	-	-
Financial Liabilities						
Foreign Exchange Contract (MTM)				0.18	-	-
Total Financial Liabilities	-	-	-	0.18	-	-

36 Financial Risk Management

The Company's activities expose it to market risk, liquidity risk and credit risk.

This note explains the sources of risk which the entity is exposed to and how the entity manages the risk and the impact of hedge accounting in the financial statements.

Risk	Exposure arising from	Measurement	Management
Credit risk	Cash and cash equivalents, trade receivables, derivative financial assets and other financial assets	Ageing analysis Credit rating	Diversification of bank deposits, credit limits and letter of credit
Liquidity risk	Borrowings and other liabilities	Rolling cash flow forecasts	Availability of committed credit lines and borrowing limits
Market risk - foreign exchange	Future commercial transactions recognised financial assets and liabilities not denominated in Indian rupee (INR)	Cash flow forecasting Sensitivity analysis	Forward foreign exchange contracts Foreign currency options



Capital management**(a) Risk management**

The Company's objectives when managing capital are to:

- safeguard their ability to continue as a going concern, so that they can continue to provide returns for shareholders and benefits for other stakeholders.

The Company monitors capital on the basis of the following ratio:

Net debt (total borrowings net of cash and cash equivalents) divided by Total equity (as shown in the balance sheet)

The gearing ratios were as follows:

<u>Particulars</u>	<u>31 March 2020</u>	<u>31 March 2019</u>
Debt	2,712.16	2,295.04
Less: Cash and bank balances including mutual fund	137.40	131.13
Net Debt	2,574.76	2,163.92
Total Equity	1,228.89	1,090.57
Net debt to equity ratio	2.10	1.98

Note- Debt is defined as long term and short term borrowing including current maturities of long term debt

Credit risk

The credit risk is the risk of financial loss arising from counter party failing to discharge an obligation. The credit risk is controlled by analysing credit limits and credit worthiness of customers on continuous basis to whom the credit has been granted, obtaining necessary approvals for credit and taking security deposits from trade channels.

Judgments are required in assessing the recoverability of overdue trade receivable. The company follows the simplified approach for recognition of impairment loss. The expected credit loss is based on historical loss experience and analysis of individual customer account balances.

<u>Age of receivables</u>	<u>As at 31.03.2020</u>	<u>As at 31.03.2019</u>
Within the credit period	42.11	59.82
0-30 days past due	23.24	15.69
31-60 days past due	4.76	5.87
61-180 days past due	4.41	1.87
More than 180 days past due	8.27	6.51

Movement in the expected credit loss allowance

	<u>As at 31.03.2020</u>	<u>As at 31.03.2019</u>
Balance at the beginning of the year	(4.75)	(4.75)
Movement in expected credit loss allowance on trade receivables	0.68	-
Balance at the end of the year	(4.08)	(4.75)

Liquidity Risk

The Company determines its liquidity requirement in the short, medium and long term. This is done by drawings up cash forecast for short term and long term needs.

The Company manage its liquidity risk in a manner so as to meet its normal financial obligations without any significant delay or stress. Such risk is managed through ensuring operational cash flow while at the same time maintaining adequate cash and cash equivalent position. The management has arranged for diversified funding sources and adopted a policy of managing assets with liquidity monitoring future cash flow and liquidity on a regular basis. Surplus funds not immediately required are invested in certain mutual funds and fixed deposit which provide flexibility to liquidate. Besides, it generally has certain undrawn credit facilities which can be assessed as and when required; such credit facilities are reviewed at regular basis.



Maturity Analysis for financial liabilities

The following are the remaining contractual maturities of financial liabilities

As at 31 March 2020

Particulars	On Demand	Less than One year	1 years to 5 years	More than 5 years	Total
Non-derivative					
Trade payables		175.00			175.00
Borrowings					
Rupee Term Loan	-	100.05	869.91	1,468.27	2,438.24
Foreign Currency Term Loan	-	79.08	93.58	-	172.66
Preference Share Capital	-	-	100.00	-	100.00
Working Capital Loan	-	-	-	-	-
Suppliers Credit from bank	-	20.50	-	-	20.50
Other financial liabilities					
Payable on behalf of employees	-	20.18	-	-	20.18
Interest accrued on Cumulative Redeemable Preference Share Capital	-	32.81	-	-	32.81
Interest accrued but not due on borrowings	-	0.37	-	-	0.37
Security Deposits from customers*	-	-	-	142.57	142.57
Security Deposits - Others	-	-	11.01	-	11.01
Retention money payable	-	49.08	-	-	49.08
Payable for capital expenditure	-	92.11	-	-	92.11
Lease Liabilities	-	0.63	3.42	3.80	7.85
Others Payable	-	204.85	-	-	204.85
Total	-	774.65	1,077.92	1,614.65	3,467.22
Derivative					
Foreign Exchange forwards contracts	-	-	-	-	-

As at 31 March 2019

Particulars	On Demand	Less than One year	1 years to 5 years	More than 5 years	Total
Non-derivative					
Trade payables	-	215.82	-	-	215.82
Borrowings					
Rupee Term Loan	-	89.90	680.39	1,203.61	1,973.90
Foreign Currency Term Loan	-	75.99	157.99	-	233.98
Finance lease obligations	-	0.02	0.13	2.85	3.01
Preference Share Capital	-	-	100.00	-	100.00
Suppliers Credit	-	-	-	-	-
Other financial liabilities					
Interest accrued on Cumulative Redeemable Preference Share Capital	-	26.97	-	-	26.97
Interest accrued but not due on borrowings	-	1.55	-	-	1.55
Payable on behalf of employees	-	15.85	-	-	15.85
Security Deposits from customers	-	-	-	125.94	125.94
Security Deposits - Others	-	-	7.62	-	7.62
Retention money payable	-	22.74	-	-	22.74
Payable for capital expenditure	-	20.39	-	-	20.39
Others Payable	-	159.57	-	-	159.57
Total	-	628.81	946.13	1,332.41	2,907.34
Derivative					
Foreign Exchange forwards contracts	-	0.18	-	-	0.18

The amounts are gross and undiscounted, and include contractual interest payments and exclude the impact of netting agreements (if any). The interest payments on variable interest rate loans in the tables above reflect market forward interest rates at the respective reporting dates and these amounts may change as market interest rates change. The future cash flows on derivative instruments may be different from the amount in the above tables as exchange rates change. Except for these financial liabilities, it is not expected that cash flows included in the maturity analysis could occur significantly earlier, or at significantly different amounts. When the amount payable is not fixed, the amount disclosed has been determined with reference to conditions existing at the reporting date.

Security Deposit classified under more than 5 years maturity pertain to " Dealer Trade Deposit " which are refundable only after surrender of dealership subject to clearance of outstanding dues



Market Risk

Market risk is the risk that the fair value or future cash flows of a financial instrument will fluctuate because of changes in market prices. Market risk comprises three type of risks: Foreign Exchange Risk, Interest Rate Risk and Other Price Risk.

Foreign Exchange Risk

The Company is exposed to foreign exchange risk arising from foreign currency transactions of imports and borrowing primarily with respect to USD and Euro. The foreign currency transaction risk are managed through selective hedging programmes by way of forward contracts, currency swaps and interest rate swaps including for underlying transactions having firm commitments or highly probable forecast of crystallisation.

The Company has taken certain Swap instruments for hedging the borrowings in foreign currency and has recognised a gain/loss in the Statement of Profit & Loss on measurement of said derivative instruments at fair value. On the reporting date, the fair value of derivative instrument is measured based upon valuation received from the authorised dealer (Bank).

Exposure to currency risk

The Company's exposure to foreign currency risk at the end of the reporting period expressed in INR, are as follows:

Particulars	31st March 2020					
	USD	INR	EUR	INR	GBP	INR
Financial Liabilities						
Foreign Currency Term Loan	2.28	172.66				
Suppliers Credit from bank	0.27	20.50				
Interest Accrued but not due	-	0.31	-	-	-	-
Trade Payables*	0.01	0.98	0.02	1.70	**	0.02
Derivative Instrument						
Foreign Exchange Contract - Against payable	(0.41)	(30.75)	-	-	-	-
Net Exposure to foreign currency risk (liabilities)	2.15	163.70	0.02	1.70	-	0.02
Derivative Instrument						
Foreign Exchange Contract - Against firm commitment	(0.50)	(37.47)	(0.02)	(1.42)	-	-

** represents GBP 2450

Particulars	31st March 2019					
	USD	INR	EUR	INR	GBP	INR
Financial Liabilities						
Foreign Currency Term Loan	3.38	233.98	-	-	-	-
Suppliers Credit from bank	-	-	-	-	-	-
Interest Accrued but not due	0.02	1.55	-	-	-	-
Trade Payables	*	0.30	0.03	2.63	**	0.02
Other current liabilities	-	-	-	-	-	-
Derivative Instrument						
Foreign Exchange Contract - Against payable						
Net Exposure to foreign currency risk (liabilities)	3.40	235.83	0.03	2.63	-	0.02
Derivative Instrument						
Foreign Exchange Contract - Against firm commitment	0.77	53.47	0.02	1.89	-	-

* represents USD 43716

** represents GBP 2450



Sensitivity Analysis

A reasonably possible strengthening (weakening) of the INR against USD and EUR as at 31st March would have affected the measurement of financial instruments denominated in a foreign currency and affected equity and profit or loss by the amounts shown below. This analysis assumes that all other variables, in particular interest rates, remain constant and ignores any impact of forecast sales and purchases.

Particulars	Sensitivity Analysis	31.03.2020		31.03.2019	
		Impact on		Impact on	
		Profit before tax	Other Equity	Profit before tax	Other Equity
USD Sensitivity (Increase)	5%	(8.18)	(6.12)	(11.79)	(9.28)
USD Sensitivity (Decrease)	5%	8.18	6.12	11.79	9.28
EUR Sensitivity (Increase)	5%	(0.09)	(0.06)	(0.13)	(0.10)
EUR Sensitivity (Decrease)	5%	0.09	0.06	0.13	0.10
GBP Sensitivity (Increase)	5%	*	*	*	*
GBP Sensitivity (Decrease)	5%	*	*	*	*

* Below Rounding Off Norms adopted by the Company

Interest Rate Risk

The Company is exposed to risk due to interest rate fluctuation on long term borrowings. Such borrowings are based on fixed as well as floating interest rate. Interest rate risk is determined by current market interest rates, projected debt servicing capability and view on future interest rate. Such interest rate risk is actively evaluated and is managed through portfolio diversification and exercise of prepayment / refinancing options where considered necessary.

The Company is also exposed to interest rate risk on surplus funds parked in fixed deposits and Investments viz. mutual funds, bonds. To manage such risks, such investments are done mainly for short durations, in line with the expected business requirements for such funds.

Exposure to interest rate risk

Particulars	31st March 2020	31st March 2019
Fixed Rate Instruments		
10% Cumulative Preference Share	100.00	100.00
	100.00	100.00
Variable Rate Instruments		
Other Borrowings	2,610.89	2,207.88
Net Exposure	2,610.89	2,207.88

Sensitivity Analysis

Profit or loss is sensitive to higher/ lower interest expense from borrowings as a result of changes in interest rates. This analysis assumes that all other variables, in particular exchange rates, remain constant and ignores any impact of forecast sales and purchases.

Particulars	31st March 2020			31st March 2019		
	Sensitivity Analysis	Impact on profit before tax	Impact on other equity	Sensitivity Analysis	Impact on profit before tax	Impact on other equity
Interest Rate Increase by	0.50%	(13.05)	(9.77)	0.50%	(11.04)	(8.68)
Interest Rate Decrease by	0.50%	13.05	9.77	0.50%	11.04	8.68



37 Leases

The company has adopted Ind AS 116 'Leases' with the date of initial application being April 1, 2019. Ind AS 116 replaces Ind AS 17 and related interpretation and guidance. The Company has applied Ind AS 116 using the modified retrospective approach, under which the cumulative effect of initial application is recognized in retained earnings at April 1, 2019. As a result, the comparative information has not been restated.

On transition to Ind AS 16, the Company recognised Right of use Assets amounting to Rs 6.12 crs, related accumulated depreciation amounting to Rs 1.42 crs, Lease liabilities amounting to Rs 5.31 crs, Deferred Tax Asset amounting to Rs 0.15 crs and net charge to opening retained earnings amounting to Rs 0.45 crs. Refer Note 36 for contractual maturities of lease liabilities.

The above treatment is in addition to leases recognised under finance lease till previous year. With the introduction of Ind AS 116, bifurcation between operating and finance lease from the perspective of lessee is no longer applicable.

Impact of Adoption of Ind AS 116 on the statement of profit and loss

Particulars	31.03.2020
Interest on lease liabilities	0.71
Depreciation of right of use assets	0.80
Impact on the statement of profit and loss	1.51

Lease Liabilities Reconciliation

Particulars	31.03.2020
Lease liabilities recognized as on 01.04.2019	8.32
Interest on lease liabilities	0.71
Repayment / Actual Rent	(1.18)
Lease liabilities as on 31.03.2020	7.85

38 Due to COVID-19 situation, there have been several restrictions imposed by the Governments across the globe on the travel, goods movement and transportation considering public health and safety measures, which had impact on the Company's normal business operations by way of interruption in production, supply chain disruption, unavailability of personnel etc during the lockdown period. However, the production and supply of goods has commenced during the month of April / May 2020 after obtaining permission from appropriate authorities. As per our current assessment, no significant impact on carrying amounts of inventories, intangible assets, trade receivables, investments and other financial assets is expected and we continue to monitor changes in future economic conditions.

39 Expenditure incurred on Corporate Social Responsibility

Details of expenditure on Corporate Social Responsibility Activities as per Section 135 of the Companies Act, 2013 read with schedule III are as below:

	Year ended 31.03.2020	Year ended 31.03.2019
a) Gross Amount required to be spent by the company during the year:	2.16	-
	<u>In cash</u>	<u>Yet to be paid in cash</u>
b) Amount spent during the year		<u>Total</u>
Construction/ Acquisition of any assets	-	-
On purposes other than above (included in Note No 29)	2.27	2.27
Total	2.27	2.27

40 Approval of Financial Statements

The financial statements are approved by the Board of Directors on 19th May 2020.

As per our attached report of even date.
For V.Sankar Aiyar & Co.
Chartered Accountants
ICAI Firm Registration No.109208W

Ajay Gupta
Ajay Gupta
Partner
Membership No.090104

For and on behalf of the Board of Directors

H.V. Lodha
Harsh V. Lodha
Chairman
(DIN: 00394094)

Arun Agarwal
Arun Agarwal
Chief Financial Officer

Pracheta Majumdar
Pracheta Majumdar
Wholetime Director
(DIN: 00175118)

Manoj Kumar Mehta
Manoj Kumar Mehta
Company Secretary

Place : New Delhi
Dated : 19.05.2020



Place : Kolkata
Dated : 19.05.2020