



**M.R. DAGA & CO.**  
**CHARTERED ACCOUNTANTS**

**TMD Complex, 2<sup>nd</sup> Floor, Opp. Hotel Savera, Rewa Road, SATNA (M.P) 485001**

**Dial: Off. (07672) 223080, 226610**

**Res. (07672) 222753, 325353**

**E-Mail- [daga.pankaj@gmail.com](mailto:daga.pankaj@gmail.com)**

---

**INDEPENDENT AUDITOR'S REPORT**

**To the Members of**

**TALAVADI CEMENTS LIMITED**

**Report on the Audit of Financial Statements**

**Opinion**

We have audited the accompanying financial statements of **TALAVADI CEMENTS LIMITED** ("the Company"), which comprise the balance sheet as at 31<sup>st</sup> March, 2021, the statement of profit and loss (including other comprehensive income), statement of changes in equity, statement of cash flows for the year then ended, and notes to the financial statements, including a summary of the significant accounting policies and other explanatory information.

In our opinion and to the best of our information and according to the explanations given to us, the aforesaid financial statements give the information required by the Companies Act, 2013 ("the Act") in the manner so required and give a true and fair view in conformity with the Indian Accounting Standards prescribed under section 133 of the Act read with the Companies (Indian Accounting Standards) Rules, 2015, as amended, ("Ind AS") and other accounting principles generally accepted in India, of the state of affairs of the Company as at 31<sup>st</sup> March, 2021, its profit, changes in equity and its cash flows for the year ended on that date.

**Basis for Opinion**

We conducted our audit in accordance with the Standards on Auditing (SAs) specified under section 143(10) of the Act. Our responsibilities under those Standards are further described in the Auditor's Responsibilities for the Audit of the Financial Statements section of our report. We are independent of the Company in accordance with the Code of Ethics issued by the Institute of Chartered Accountants of India together with the ethical requirements that are relevant to our audit of the financial statements under the provisions of the Act and the Rules thereunder, and we have fulfilled our other ethical responsibilities in accordance with these requirements and the Code of Ethics. We believe that the audit evidence we have obtained is sufficient and appropriate to provide a basis for our audit opinion.


**Information Other than the Financial Statements and Auditor's Report Thereon**

The Company's Board of Directors is responsible for the preparation of the other information. The other information does not include the financial statements and our auditor's report thereon.

Our opinion on the Ind AS financial statements does not cover the other information and we do not express any form of assurance conclusion thereon.

In connection with our audit of the financial statements, our responsibility is to read the other information and, in doing so, consider whether the other information is materially inconsistent with the Ind AS financial statements or our knowledge obtained during the course of our audit or otherwise appears to be materially misstated.

If, based on the work we have performed on the other information obtained prior to the date of this auditor's report, we conclude that there is a material misstatement of this other information; we are required to report that fact. Reporting under this section is not applicable as no other information is obtained at the date of this auditor's report.



## **Responsibilities of management and those charged with governance for the financial statements**

The Company's Board of Directors is responsible for the matters stated in Section 134(5) of the Act with respect to the preparation of these financial statements that give a true and fair view of the financial position, financial performance, changes in equity and cash flows of the Company in accordance with the accounting principles generally accepted in India, including the Accounting Standards specified under Section 133 of the Act, read with Rule 7 of the Companies (Accounts) Rules, 2014. This responsibility also includes maintenance of adequate accounting records in accordance with the provisions of the Act for safeguarding the assets of the Company and for preventing and detecting frauds and other irregularities; selection and application of appropriate accounting policies; making judgments and estimates that are reasonable and prudent; and design, implementation and maintenance of adequate internal financial controls, that were operating effectively for ensuring the accuracy and completeness of the accounting records, relevant to the preparation and presentation of the financial statements that give a true and fair view and are free from material misstatement, whether due to fraud or error.

In preparing the financial statements, the Board of Directors is responsible for assessing the Company's ability to continue as a going concern, disclosing, as applicable, matters related to going concern and using the going concern basis of accounting unless the Board of Directors either intends to liquidate the Company or to cease operations, or has no realistic alternative but to do so.

The Board of Directors are also responsible for overseeing the Company's financial reporting process.

## **Auditor's responsibility for the audit of financial statements**

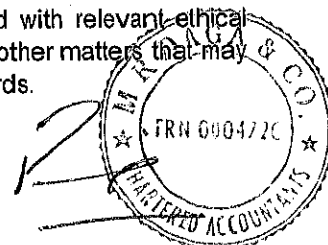
Our objectives are to obtain reasonable assurance about whether the financial statements as a whole are free from material misstatement, whether due to fraud or error, and to issue an auditor's report that includes our opinion. Reasonable assurance is a high level of assurance, but is not a guarantee that an audit conducted in accordance with SAs will always detect a material misstatement when it exists. Misstatements can arise from fraud or error and are considered material if, individually or in the aggregate, they could reasonably be expected to influence the economic decisions of users taken on the basis of these financial statements.

As part of an audit in accordance with SAs, we exercise professional judgment and maintain professional scepticism throughout the audit. We also:

- Identify and assess the risks of material misstatement of the financial statements, whether due to fraud or error, design and perform audit procedures responsive to those risks, and obtain audit evidence that is sufficient and appropriate to provide a basis for our opinion. The risk of not detecting a material misstatement resulting from fraud is higher than for one resulting from error, as fraud may involve collusion, forgery, intentional omissions, misrepresentations, or the override of internal control.
- Obtain an understanding of internal control relevant to the audit in order to design audit procedures that are appropriate in the circumstances. Under section 143(3)(i) of the Companies Act, 2013, we are also responsible for expressing our opinion on whether the company has adequate internal financial controls system in place and the operating effectiveness of such controls.
- Evaluate the appropriateness of accounting policies used and the reasonableness of accounting estimates and related disclosures made by management.
- Conclude on the appropriateness of management's use of the going concern basis of accounting and, based on the audit evidence obtained, whether a material uncertainty exists related to events or conditions that may cast significant doubt on the Company's ability to continue as a going concern. If we conclude that a material uncertainty exists, we are required to draw attention in our auditor's report to the related disclosures in the financial statements or, if such disclosures are inadequate, to modify our opinion. Our conclusions are based on the audit evidence obtained up to the date of our auditor's report. However, future events or conditions may cause the Company to cease to continue as a going concern.
- Evaluate the overall presentation, structure and content of the financial statements, including the disclosures, and whether the financial statements represent the underlying transactions and events in a manner that achieves fair presentation.

We communicate with those charged with governance regarding, among other matters, the planned scope and timing of the audit and significant audit findings, including any significant deficiencies in internal control that we identify during our audit.

We also provide those charged with governance with a statement that we have complied with relevant ethical requirements regarding independence, and to communicate with them all relationships and other matters that may reasonably be thought to bear on our independence, and where applicable, related safeguards.



## Report on Other Legal and Regulatory Requirements

1. As required by the Companies (Auditor's Report) Order, 2016 ("the Order") issued by the Central Government of India in terms of sub-section (11) of section 143 of the Act, and on the basis of such checks of the books and records of the Company as we considered appropriate and according to the information and explanations given to us, we give in the "Annexure A" a statement on the matters specified in the paragraphs 3 and 4 of the said Order.

2. As required by Section 143 (3) of the Act, we report that:

- (a) We have sought and obtained all the information and explanations which to the best of our knowledge and belief were necessary for the purposes of our audit.
- (b) In our opinion, proper books of account as required by law have been kept by the Company so far as it appears from our examination of those books.
- (c) The balance sheet, the statement of profit and loss (including other comprehensive income), the statement of changes in equity and the cash flow statement dealt with by this report are in agreement with the books of account.
- (d) In our opinion, the aforesaid financial statements comply with the Accounting Standards specified under Section 133 of the Act, read with Rule 7 of the Companies (Accounts) Rules, 2014.
- (e) On the basis of written representations received from the directors as on 31<sup>st</sup> March, 2021 taken on record by the Board of Directors, none of the directors is disqualified as on 31<sup>st</sup> March, 2021 from being appointed as a director in terms of Section 164 (2) of the Act.
- (f) With respect to the adequacy of the internal financial controls over financial reporting of the Company and the operating effectiveness of such controls, refer to our separate report in "Annexure B".
- (g) With respect to the other matters to be included in the Auditor's Report in accordance with Rule 11 of the Companies (Audit and Auditors) Rules, 2014, in our opinion and to the best of our information and according to the explanations given to us:
  - i. The Company does not have any pending litigations which would impact its financial position.
  - ii. The Company did not have any long-term contracts including derivative contracts.
  - iii. There were no amounts, which were required to be transferred during the year to the Investor Education and Protection Fund by the Company.

for **M.R. Daga & Co.**  
Chartered Accountants



**Pankaj Daga**  
Partner  
M. No. : 404056

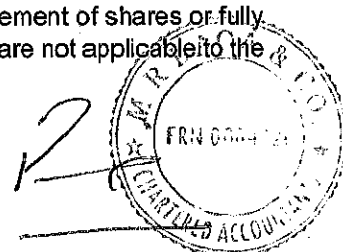
Satna (M.P.)

Date: 10/05/2021

**Annexure "A" to the Independent Auditors' Report**


**(Referred to in Paragraph 2 under 'Report on Other Legal and Regulatory Requirements' section of our Report on even date)**

- i a) The Company has maintained proper records showing full particulars, including quantitative details and situation of fixed assets.  
b) As explained to us, the fixed assets are physically verified by the Management according to a phased programme designed to cover all the items over a period of three years which, in our opinion, is reasonable having regard to the size of the Company and nature of its business. Pursuant to the programme, a portion of the fixed assets has been physically verified by the Management during the year and no material discrepancies were noticed on such verification.  
(c) The Company does not have any immovable properties of freehold or leasehold land and building and hence reporting under clause (i)(c) is not applicable.
- ii The Company does not have any inventory and hence reporting under clause (ii) is not applicable.
- iii The Company has not granted any loans, secured or unsecured, to companies, firms, limited liability partnerships or other parties required to be covered in the register maintained under section 189 of the Act. Therefore, the provisions of clause 3(iii) (a) to (c) of the Order are not applicable to the Company.
- iv In our opinion and according to the information and explanations given to us, the Company has complied with the provisions of Section 185 and 186 of the Act in respect of grant of loans, making investments and providing guarantees and securities, as applicable.
- v The Company has not accepted deposits within the provisions of sections 73 to 76 of the Act and the Rules framed there under.
- vi The Central Government has not prescribed the maintenance of cost records under Section 148 (1) of the Companies Act, 2013.
- vii a) The Company does not fall under the purview of the Employees Provident Fund Act, 1952 and the Employees State Insurance Act, 1948. According to the records of the Company, the Company has been generally regular in depositing undisputed statutory dues including income-tax, sales-tax, service tax, duty of customs, duty of excise, value added tax, goods and services tax, cess and other statutory dues when payable with the appropriate authorities. There were no arrears of undisputed statutory dues as at 31<sup>st</sup> March, 2021, which were outstanding for a period of more than six months from the date they became payable.  
b) There are no disputed dues which have remained unpaid as on 31<sup>st</sup> March, 2021.
- viii The Company has not taken any loans or borrowings from any financial institution, banks, government and not issued any debentures and hence this clause is not applicable.
- ix The Company did not raise any money by way of initial / further public offer (including debt instruments) and term loans.
- x According to information and explanations given to us and the representation obtained from the management, no material fraud by the Company or on the Company by its officers and employees has been noticed or reported during the course of our audit.
- xi According to the information and explanations given to us, the company has not paid or provided any managerial remuneration and hence this clause is not applicable.
- xii The Company is not a Nidhi Company. Therefore, the provisions of clause 3(xii) of the Order are not applicable to the Company.
- xiii According to the information and explanations given to us and based on our examination of the records of the Company, transactions with the related parties are in compliance with sections 177 and 188 of the Act where applicable and details of such transactions have been disclosed in the financial statements as required by the applicable accounting standards.
- xiv During the year, the Company has not made any preferential allotment or private placement of shares or fully or partly convertible debentures. Therefore, the provisions of clause 3(xiv) of the Order are not applicable to the Company.



- xv According to the information and explanations given to us and the representation obtained from the management, the Company has not entered into any non-cash transactions with directors or persons connected with him. Therefore, the provisions of clause 3(xv) of the Order are not applicable to the Company.
- xvi In our opinion and according to the information and explanations given to us, the Company is not required to be registered under section 45-I of the Reserve Bank of India Act, 1934.

for **M.R. Daga & Co.**  
Chartered Accountants



**Pankaj Daga**  
Partner  
M. No. : 404056

Satna (M.P.)

Date: 10/05/2021

## **Annexure "B" to the Independent Auditors' Report**

**(Referred to in Paragraph 1(f) under 'Report on Other Legal and Regulatory requirements' of our report on even date)**

### **Report on the Internal Financial Controls over Financial Reporting under Clause (i) of Sub-section 3 of Section 143 of the Act**

We have audited the internal financial controls over financial reporting of the Company as of March 31, 2021 in conjunction with our audit of the financial statements of the Company for the year ended on that date.

#### **Management's Responsibility for Internal Financial Controls**

The Company's management is responsible for establishing and maintaining internal financial controls based on the internal control over financial reporting criteria established by the Company considering the essential components of internal control stated in the Guidance Note on Audit of Internal Financial Controls over Financial Reporting (the "Guidance Note") issued by the Institute of Chartered Accountants of India (ICAI). These responsibilities include the design, implementation and maintenance of adequate internal financial controls that were operating effectively for ensuring the orderly and efficient conduct of its business, including adherence to Company's policies, the safeguarding of its assets, the prevention and detection of frauds and errors, the accuracy and completeness of the accounting records, and the timely preparation of reliable financial information, as required under the Act.

#### **Auditors' Responsibility**


Our responsibility is to express an opinion on the Company's internal financial controls over financial reporting based on our audit. We conducted our audit in accordance with the Guidance Note and the Standards on Auditing, issued by ICAI and deemed to be prescribed under section 143(10) of the Act, to the extent applicable to an audit of internal financial controls, both applicable to an audit of Internal Financial Controls and, both issued by ICAI. Those Standards and the Guidance Note require that we comply with ethical requirements and plan and perform the audit to obtain reasonable assurance about whether adequate internal financial controls over financial reporting was established and maintained and if such controls operated effectively in all material respects.

Our audit involves performing procedures to obtain audit evidence about the adequacy of the internal financial controls system over financial reporting and their operating effectiveness. Our audit of internal financial controls over financial reporting included obtaining an understanding of internal financial controls over financial reporting, assessing the risk that a material weakness exists, and testing and evaluating the design and operating effectiveness of internal control based on the assessed risk. The procedures selected depend on the auditor's judgement, including the assessment of the risks of material misstatement of the financial statements, whether due to fraud or error.

We believe that the audit evidence we have obtained is sufficient and appropriate to provide a basis for our audit opinion on the Company's internal financial controls system over financial reporting.

#### **Meaning of Internal Financial Controls over Financial Reporting**

A Company's internal financial control over financial reporting is a process designed to provide reasonable assurance regarding the reliability of financial reporting and the preparation of financial statements for external purposes in accordance with generally accepted accounting principles. A Company's internal financial control over financial reporting includes those policies and procedures that (1) pertain to the maintenance of records that, in reasonable detail, accurately and fairly reflect the transactions and dispositions of the assets of the Company; (2) provide reasonable assurance that transactions are recorded as necessary to permit preparation of financial statements in accordance with generally accepted accounting principles, and that receipts and expenditures of the Company are being made only in accordance with authorisations of management and directors of the Company; and (3) provide reasonable assurance regarding prevention or timely detection of unauthorised acquisition, use, or disposition of the Company's assets that could have a material effect on the financial statements.




### **Inherent Limitations of Internal Financial Controls over Financial Reporting**

Because of the inherent limitations of internal financial controls over financial reporting, including the possibility of collusion or improper management override of controls, material misstatements due to error or fraud may occur and not be detected. Also, projections of any evaluation of the internal financial controls over financial reporting to future periods are subject to the risk that the internal financial control over financial reporting may become inadequate because of changes in conditions, or that the degree of compliance with the policies or procedures may deteriorate.

### **Opinion**

In our opinion, the Company has, in all material respects, an adequate internal financial controls system over financial reporting and such internal financial controls over financial reporting were operating effectively as at 31<sup>st</sup> March 2021, based on the internal control over financial reporting criteria established by the Company considering the essential components of internal control stated in the Guidance Note issued by the ICAI.

for **M.R. Daga & Co.**  
Chartered Accountants



**Pankaj Daga**  
Partner  
M. No. : 404056

Satna (M.P.)  
Date: 10/05/2021


STANDALONE BALANCE SHEET as at 31st March, 2021

Particulars	Note No.	As at 31st March, 2021	(In Rs.) As at 31st March, 2020
<b>ASSETS</b>			
<b>NON-CURRENT ASSETS</b>			
Property Plant Equipment	5	6,73,81,375	2,74,46,936
Capital work-in-progress	5	-	45,66,130
		<b>6,73,81,375</b>	<b>3,20,13,066</b>
Financial Assets			
Investments	6	10,000	10,000
Loans		-	-
Others	7	62,500	1,32,52,216
		<b>72,500</b>	<b>1,32,62,216</b>
Other Non-Current Assets	8	3,73,61,401	3,74,54,653
<b>CURRENT ASSETS</b>			
Financial Assets			
Investments	9	71,63,640	67,55,100
Cash and Bank Balances	10	7,89,041	45,29,401
Loans		-	-
Others	11	-	-
		<b>79,52,681</b>	<b>1,12,84,501</b>
Other Current Assets	12	62,69,673	7,651
		<b>11,90,37,630</b>	<b>9,40,22,087</b>
<b>Total Assets</b>			
<b>EQUITY AND LIABILITIES</b>			
<b>Equity</b>			
Equity Share Capital	13	6,00,00,000	6,00,00,000
Other Equity	14	3,61,65,078	3,23,84,561
		<b>9,61,65,078</b>	<b>9,23,84,561</b>
<b>LIABILITIES</b>			
<b>Non-current liabilities</b>			
Provisions			
Deferred Tax Liabilities (Net)	15	25,81,354	13,77,268
Other non-current liabilities		-	-
		<b>25,81,354</b>	<b>13,77,268</b>
<b>Current liabilities</b>			
Financial Liabilities			
Trade Payables	16	2,02,91,198	72,971
Other current liabilities	17	-	1,87,287
		<b>2,02,91,198</b>	<b>2,60,258</b>
		<b>11,90,37,630</b>	<b>9,40,22,087</b>
<b>Total Equity And Liabilities</b>			

Corporate and General Information 1  
Basis of Accounting 2  
Significant Accounting Policies 3  
Significant Judgement and Key Estimates 4  
The Notes are an integral part of the Financial Statements

As per our Report of even date.  
For M.R. Daga & Co.  
Chartered Accountants

Pankaj Daga  
Partner  
(Membership No. 0404056)



Directors

A. Saraogi M. K. MEHTA A. Agarwal  
DIN:05336037 DIN:00085694 DIN:01875702

Place : SATNA  
Dated : 10/05/2021  
UDIN: 21404056AAAACY6043

Place : Kolkata  
Dated : 10/05/2021



STANDALONE STATEMENT OF PROFIT AND LOSS for the year ended 31st March, 2021

(In Rs.)

Particulars	Note No.	For the period ended 31st Mar, 2021	For the period ended 31st Mar, 2020
Revenue from Operations		-	-
Other Income	18	83,58,167	90,91,173
Total Income (1)		83,58,167	90,91,173
Expenses:			
Cost of materials consumed		-	-
Purchases of Stock -in- Trade		-	-
(Increase)/ Decrease in Inventories of Finished Goods, Stock-in-Trade & Work-in-Progress		-	-
Employee benefits Expense		-	-
Finance costs		-	-
Depreciation and amortization expense	19	24,60,041	19,60,568
Other Expenses	20	1,72,855	46,02,972
Total expenses (2)		26,32,896	65,63,540
Profit/(loss) before exceptional items and tax (3=1-2)		57,25,271	25,27,633
Exceptional Items (4)		-	-
Prior Period Items ( Excess Provision/Refund of Income tax relating to earlier years)		-	-
Profit/(loss) before tax (5=3-4)		57,25,271	25,27,633
Tax Expense:			
Current Tax		7,40,668	2,41,836
Add: MAT Credit Utilized		-	-
Less: MAT Credit Entitlement		-	-
Deferred Tax		12,04,086	(2,20,942)
Profit (Loss) for the Year		37,80,517	25,06,739
Other Comprehensive Income		-	-
A (i) Items that will not be reclassified to profit or loss			
(ii) Income tax relating to items that will not be reclassified to profit or loss			
B (i) Items that will be reclassified to profit or loss			
(ii) Income tax relating to items that will be reclassified to profit or loss			
Total Comprehensive Income for the Year (Comprising profit (loss) and other comprehensive Income for the Year)		37,80,517	25,06,739
Earning Per Share			
Weighted Average Number of Ordinary Shares outstanding during the year		60,00,000	60,00,000
Basic and Diluted earnings per share (in Rupees)		0.63	0.42
Corporate and General Information	1		
Basis of Accounting	2		
Significant Accounting Policies	3		
Significant Judgement and Key Estimates	4		
The Notes are an integral part of the Financial Statements			

As per our Report of even date.  
For M.R. Daga & Co.  
Chartered Accountants

Pankaj Daga  
Partner  
(Membership No. 0404056)

Directors

A. Sarangi  
DIN:05336037

M. K. MEHTA  
DIN:00085694

A. Agarwal  
DIN:01875702

Place : SATNA  
Dated : 10/05/2021  
UDIN: 21404056AAAACY6043

Place : Kolkata  
Dated : 10/05/2021

CASH FLOW STATEMENT for the year ended 31st March, 2021

	For the year ended 31st March, 2021	(In Rs.) For the year ended 31st March, 2020
<b>A Cash Flow from Operating Activities:</b>		
Profit before Tax	57,25,271	25,27,633
Adjustments for :		
Depreciation & Amortisation	24,60,041	19,60,568
Investing Activities (Net)	(10,87,112)	(13,30,403)
Operating Profit before Working Capital changes	70,98,200	31,57,798
Adjustments for :		
(Inc)/ Dec in Financial Assets & Other Assets	69,27,694	(97,63,616)
Inc/ (Dec) in Trade Payable & Other Liabilities	(1,87,287)	(1,37,292)
Cash generated from operations	1,38,38,607	(67,43,110)
Less :- Direct Taxes Paid	(6,47,415)	(4,05,246)
Net Cash from Operating Activities	1,31,91,192	(71,48,356)
<b>B Cash Flow from Investing Activities:</b>		
(Purchase)/Sale of Property, Plant & Equipment	(1,76,10,123)	-
(Purchase)/Sale of Current/Non-Current Investments (Net)	-	93,36,457
Interest received	6,78,572	3,77,871
Net Cash used in Investing Activities	(1,69,31,551)	97,14,323
<b>C Cash Flow from/(used) Financing Activities:</b>		
	(37,40,359)	25,65,972
<b>D Net increase in Cash and Cash Equivalents ( A+B+C )</b>	45,29,401	19,63,428
<b>E Cash and Cash Equivalents (Opening Balance)</b>	7,89,041	45,29,401
<b>F Cash and Cash Equivalents (Closing Balance) ( D+E )</b>		


Notes:

- Above statement has been prepared in indirect method.
- Figures for the previous year have been re-grouped wherever considered necessary.
- Direct Taxes paid are treated as arising from operating activities and are not bifurcated between investing and financing activities.

As per our Report of even date.

For M.R. Daga & Co.  
Chartered Accountants

Pankaj Daga  
Partner  
(Membership No. 0404056)



Directors

A. Sarangi  
DIN:05336037

M. K. MEHTA  
DIN:00085694

A. Agarwal  
DIN:01875702

Place : SATNA

Dated : 10/05/2021

UDIN: 21404056AAAACY6043

Place : Kolkata  
Dated : 10/05/2021

**TALAVADI CEMENTS LIMITED**  
**CIN : U72900WB1995PLC099355**

**Notes to Standalone Financial Statements for the year ended 31st March 2021**

**1. CORPORATE AND GENERAL INFORMATION**

Talavadi Cements Limited is the company of the M. P. Birla Group. It is one of the subsidiaries of Birla Corporation Limited. It was incorporated in the year 1995.

**2. BASIS OF PREPARATION**

**2.1 Statement of Compliance**

These financial statements have been prepared in accordance with the Indian Accounting Standards ("Ind AS") as prescribed under Section 133 of the Companies Act, 2013 ("the Act"), read with the Companies (Indian Accounting Standards) Rules, 2015 (as amended), other relevant provisions of the Act and other accounting principles generally accepted in India.

The financial statements of the Company for the year ended 31st March 2021 have been approved by the Board of Directors in their meeting held on 10th May, 2021.

**2.2 Basis of Measurement**

The financial statements have been prepared on historical cost basis, except for following:

- Financial Assets and Liabilities (including Derivative Instruments) that is measured at fair value/ amortised cost;
- Non-Current Assets classified as Held for Sale - measured at the lower of the carrying amounts and fair value less cost to sell;
- Freehold Land falling under Property, Plant & Equipment that is measured at fair value.

**2.3 Functional and Presentation Currency**

The financial statements have been presented in Indian Rupees (INR or `), which is also the Company's functional currency. All financial information presented in INR has been rounded off to the nearest Rupee, unless otherwise stated. Wherever the amount represented ` "0.00" (Zero) construes value less than Rupee one.

**2.4 Use of Estimates and Judgements**


The preparation of financial statements require judgements, estimates and assumptions to be made that affect the reported amount of assets and liabilities including contingent liabilities on the date of the financial statements and the reported amount of revenues and expenses during the reporting period. Difference between actual results and estimates are recognized in the period prospectively in which the results are known/ materialized.

**2.5 Current versus Non-Current classification**

The Company presents assets and liabilities in the Balance Sheet based on current/ non-current classification. An asset is classified as current when it is:

- Expected to be realized or intended to be sold or consumed in normal operating cycle;
- Held primarily for the purpose of trading;
- Expected to be realized within twelve months after the reporting period; or
- Cash or cash equivalent unless restricted from being exchanged or used to settle a liability for at least twelve months after the reporting period.

All the other assets are classified as non-current.



A liability is current when:

- It is expected to be settled in normal operating cycle;
- It is held primarily for the purpose of trading;
- It is due to be settled within twelve months after the reporting period; or
- There is no unconditional right to defer the settlement of the liability for at least twelve months after the reporting period.

The Company classifies all other liabilities as non-current. Deferred Tax Assets and Liabilities are classified as non-current assets and liabilities respectively.

### 3. SIGNIFICANT ACCOUNTING POLICIES

A summary of the significant accounting policies applied in the preparation of the standalone financial statements are as given below. These accounting policies have been applied consistently to all the periods presented in the financial statements.

#### 3.1 Cash and Cash Equivalents

Cash and cash equivalents in the Balance Sheet comprise cash in hand, balance with Banks and short term deposits with an original maturity of three months or less, which are subject to an insignificant risk of change in value. However, for the purpose of the Cash Flow Statement the same is net of outstanding bank overdrafts.

#### 3.2 Income Tax


Income Tax comprises current and deferred tax. It is recognized in the Statement of Profit and Loss except to the extent that it relates to an item recognized directly in equity or in other comprehensive income.

##### 3.2.1. Current Tax

Current tax liabilities (or assets) for the current and prior periods are measured at the amount expected to be paid to (recovered from) the taxation authorities using the tax rates (and tax laws) that have been enacted or substantively enacted, at the end of the reporting period.

##### 3.2.2. Deferred Tax

- Deferred tax assets and liabilities shall be measured at the tax rates that are expected to apply to the period when the asset is realized or the liability is settled based on tax rates (and tax laws) that have been enacted or substantively enacted by the end of the reporting period.
- Deferred tax is recognized in respect of temporary differences between the carrying amounts of assets and liabilities for financial reporting purposes and the corresponding amounts used for taxation purposes (i.e., tax base). Deferred tax is also recognized for carry forward of unused tax losses and unused tax credits.
- Deferred tax assets are recognized to the extent that it is probable that taxable profit will be available against which the deductible temporary differences, and the carry forward of unused tax credits and unused tax losses can be utilized.
- The carrying amount of deferred tax assets is reviewed at the end of each reporting period. The Company reduces the carrying amount of a deferred tax asset to the extent that it is no longer probable that sufficient taxable profit will be available to allow the benefit of part or that entire deferred tax asset to be utilized. Any such reduction is reversed to the extent that it becomes probable that sufficient taxable profit will be available.
- Deferred tax relating to items recognized outside the Statement of Profit and Loss is recognized either in other comprehensive income or in equity. Deferred tax items are recognized in correlation to the underlying transaction either in other comprehensive income or directly in equity.
- Deferred tax assets and liabilities are offset when there is a legally enforceable right to set off current tax assets against current tax liabilities and when they relate to income taxes levied by the same taxation authority and the Company intends to settle its current tax assets and liabilities on a net basis.



### 3.3.5. Reclassification to Investment Property

When the use of a property changes from owner-occupied to investment property, the property is reclassified as investment property at its carrying amount on the date of reclassification.

### 3.3.6. Capital Work in Progress

Capital work-in-progress is stated at cost less accumulated impairment loss, if any, which includes expenses incurred during construction period, interest on amount borrowed for acquisition of qualifying assets and other expenses incurred in connection with project implementation in so far as such expenses relate to the period prior to the commencement of commercial production.

## 3.4 Revenue Recognition

Effective 1st April, 2018, the Company has adopted Ind AS 115 "Revenue from Contracts with Customers" in respect of recognition of revenue from contracts with customers which provides a control-based revenue recognition model and a five step application approach for revenue recognition as under:

- Identification of the contract(s) with customers;
- Identification of the performance obligations;
- Determination of the transaction price;
- Allocation of the transaction price to the performance obligations;
- Recognition of the revenue when or as the Company satisfies performance obligation.

Revenue from contracts with customers is recognised when control of the goods or services are transferred to the customer at an amount that reflects the consideration to which the Company expects to be entitled in exchange for those goods or services. Revenue excludes amounts collected on behalf of third parties.

### 3.4.1. Interest Income

For all debt instruments measured either at amortized cost or at fair value through other comprehensive income (FVTOCI), interest income is recorded using the effective interest rate (EIR). EIR is the rate that exactly discounts the estimated future cash receipts over the expected life of the financial instrument or a shorter period, where appropriate, to the gross carrying amount of the financial asset.

### 3.4.2. Dividend Income


Dividend Income from investments is recognized when the Company's right to receive payment has been established.

## 3.5 Government Grants

Government grants are recognized at their fair values when there is reasonable assurance that the grants will be received and the Company will comply with all the attached conditions. When the grant relates to an expense item, it is recognized as income on a systematic basis over the periods that the related costs, for which it is intended to compensate, are expensed. Grants related to purchase of property, plant and equipment are included in non-current liabilities as deferred income and are credited to the Statement of Profit and Loss on a straight line basis over the expected useful life of the related asset and presented within other operating revenue or netted off against the related expenses.

## 3.6 Borrowing Cost

- Borrowing Costs consists of interest and other costs that an entity incurs in connection with the borrowings of funds. Borrowing costs also includes exchange difference to the extent regarded as an adjustment to the borrowing costs.
- Borrowing costs directly attributable to the acquisition or construction of a qualifying asset are capitalized as a part of the cost of that asset that necessarily takes a substantial period of time to complete and prepare the asset for its intended use or sale. The Company considers a period of twelve months or more as a substantial period of time.
- Transaction costs in respect of long term borrowing are amortized over the tenure of respective loans using Effective Interest Rate (EIR) method. All other borrowing costs are recognized in the Statement of Profit and Loss in the period in which they are incurred.



### 3.3 Property, Plant and Equipment

#### 3.3.1. Recognition and Measurement

- Property, plant and equipment held for use in the production or/ and supply of goods or services, or for administrative purposes, are stated in the Balance Sheet at cost, less accumulated depreciation and accumulated impairment losses (if any) (Refer Note No.5).
- Cost of an item of property, plant and equipment acquired comprises its purchase price including import duties and non-refundable purchase taxes, directly attributable borrowing costs, any other directly attributable costs of bringing the assets to its working condition and location for its intended use, present value of any estimated cost of dismantling and removing the item and restoring the site on which it is located.
- In case of self-constructed assets, cost includes the costs of all materials used in construction, direct labour, allocation of directly attributable overheads, directly attributable borrowing costs incurred in bringing the item to working condition for its intended use, and estimated cost of dismantling and removing the item and restoring the site on which it is located. The costs of testing whether the asset is functioning properly, after deducting the net proceeds from selling items produced while bringing the asset to that location and condition are also added to the cost of self-constructed assets.
- If significant parts of an item of property, plant and equipment have different useful lives, then they are accounted for as separate items (major components) of property, plant and equipment.
- Profit or loss arising on the disposal of property, plant and equipment are recognized in the Statement of Profit and Loss.

#### 3.3.2. Subsequent Expenditure


- Subsequent costs are included in the asset's carrying amount, only when it is probable that future economic benefits associated with the cost incurred will flow to the Company and the cost of the item can be measured reliably. The carrying amount of any component accounted for as a separate asset is derecognized when replaced.
- Major inspection/ Repairs/ Overhauling expenses are recognized in the carrying amount of the item of property, plant and equipment as a replacement if the recognition criteria are satisfied. Any unamortized part of the previously recognized expenses of similar nature is derecognized.

#### 3.3.3. Depreciation and Amortization

- Depreciation on tangible assets is provided on straight line method at the rates determined based on the useful lives of respective assets as prescribed in the Schedule II of the Act.
- In case the cost of part of tangible asset is significant to the total cost of the assets and useful life of that part is different from the remaining useful life of the asset, depreciation has been provided on straight line method based on internal assessment and independent technical evaluation, carried out by external valuers, which the management believes that the useful lives of the component best represent the period over which it expects to use those components. In case of certain components of plant and machineries depreciation has been provided based on the useful life considered at 2-15 years.
- Depreciation on additions (disposals) during the year is provided on a pro-rata basis i.e. from (up to) the date on which asset is ready for use (disposed off).
- Depreciation method, useful lives and residual values are reviewed at each financial year-end and adjusted, if appropriate.

#### 3.3.4. Disposal of Assets

An item of property, plant and equipment is derecognized upon disposal or when no future economic benefits are expected to arise from the continued use of the asset. Any gain or loss arising on the disposal or retirement of an item of property, plant and equipment is determined as the difference between net disposal proceeds and the carrying amount of the asset and is recognized in the Statement of Profit and loss.



### 3.7 Financial Instruments

A financial instrument is any contract that gives rise to a financial asset of one entity and a financial liability or equity instrument of another entity.

#### 3.7.1. Financial Assets

##### ➤ Recognition and Initial Measurement:

All financial assets are initially recognized when the company becomes a party to the contractual provisions of the instruments. A financial asset is initially measured at fair value plus, in the case of financial assets not recorded at fair value through profit or loss, transaction costs that are attributable to the acquisition of the financial asset.

##### ➤ Classification and Subsequent Measurement:

For purposes of subsequent measurement, financial assets are classified in four categories:

- Measured at Amortized Cost;
- Measured at Fair Value Through Other Comprehensive Income (FVTOCI);
- Measured at Fair Value Through Profit or Loss (FVTPL); and
- Equity Instruments measured at Fair Value Through Other Comprehensive Income (FVTOCI).

Financial assets are not reclassified subsequent to their initial recognition, except if and in the period the Company changes its business model for managing financial assets.


- Measured at Amortized Cost: A debt instrument is measured at the amortized cost if both the following conditions are met:
  - The asset is held within a business model whose objective is achieved by both collecting contractual cash flows; and
  - The contractual terms of the financial asset give rise on specified dates to cash flows that are solely payments of principal and interest (SPPI) on the principal amount outstanding.

After initial measurement, such financial assets are subsequently measured at amortized cost using the effective interest rate (EIR) method.

- Measured at FVTOCI: A debt instrument is measured at the FVTOCI if both the following conditions are met:
  - The objective of the business model is achieved by both collecting contractual cash flows and selling the financial assets; and
  - The asset's contractual cash flows represent SPPI.

Debt instruments meeting these criteria are measured initially at fair value plus transaction costs. They are subsequently measured at fair value with any gains or losses arising on remeasurement recognized in other comprehensive income, except for impairment gains or losses and foreign exchange gains or losses. Interest calculated using the effective interest method is recognized in the Statement of Profit and Loss in investment income.

- Measured at FVTPL: FVTPL is a residual category for debt instruments. Any debt instrument, which does not meet the criteria for categorization as at amortized cost or as FVTOCI, is classified as FVTPL. In addition, the company may elect to designate a debt instrument, which otherwise meets amortized cost or FVTOCI criteria, as at FVTPL. Debt instruments included within the FVTPL category are measured at fair value with all changes recognized in the Statement of Profit and Loss.
- Equity Instruments measured at FVTOCI: All equity investments in scope of Ind AS 109 are measured at fair value. Equity instruments which are held for trading are classified as at FVTPL. For all other equity instruments, the company may make an irrevocable election to present in other comprehensive income subsequent changes in the fair value. The company makes such election on an instrument-by-instrument basis. The classification is made on initial recognition and is irrevocable. In case the company decides to classify an equity instrument as at FVTOCI, then all fair value changes on the instrument, excluding dividends, are recognized in the other



comprehensive income. There is no recycling of the amounts from other comprehensive income to the Statement of Profit and Loss, even on sale of investment.

➤ **Derecognition**

The Company derecognizes a financial asset on trade date only when the contractual rights to the cash flows from the asset expire, or when it transfers the financial asset and substantially all the risks and rewards of ownership of the asset to another entity.

➤ **Impairment of Financial Assets**

The Company assesses at each date of Balance Sheet whether a financial asset or a group of financial assets is impaired. Ind AS 109 requires expected credit losses to be measured through a loss allowance. The company recognizes lifetime expected losses for all contract assets and/ or all trade receivables that do not constitute a financing transaction. For all other financial assets, expected credit losses are measured at an amount equal to the 12 month expected credit losses or at an amount equal to the life time expected credit losses if the credit risk on the financial asset has increased significantly since initial recognition.

**3.7.2. Financial Liabilities**

➤ **Recognition and Initial Measurement:**

Financial liabilities are classified, at initial recognition, as at fair value through profit or loss, loans and borrowings, payables or as derivatives, as appropriate. All financial liabilities are recognized initially at fair value and, in the case of loans and borrowings and payables, net of directly attributable transaction costs.

➤ **Subsequent Measurement:**

Financial liabilities are measured subsequently at amortized cost or FVTPL. A financial liability is classified as FVTPL if it is classified as held-for-trading, or it is a derivative or it is designated as such on initial recognition. Financial liabilities at FVTPL are measured at fair value and net gains and losses, including any interest expense, are recognized in the Statement of Profit and Loss. Other financial liabilities including borrowings and payables are subsequently measured at amortized cost using the effective interest rate method. Interest expense and foreign exchange gains and losses are recognized in the Statement of Profit and Loss. Any gain or loss on derecognition is also recognized in the Statement of Profit and Loss.

➤ **Financial Guarantee Contracts:**


Financial guarantee contracts issued by the company are those contracts that require a payment to be made to reimburse the holder for a loss it incurs because the specified debtor fails to make a payment when due in accordance with the terms of a debt instrument. Financial guarantee contracts are recognized initially as a liability at fair value, adjusted for transaction costs that are directly attributable to the issuance of the guarantee. Subsequently, the liability is measured at the higher of the amount of loss allowance determined as per impairment requirement of Ind AS 109 and the amount recognized less cumulative amortization.

➤ **Derecognition:**

A financial liability is derecognized when the obligation under the liability is discharged or cancelled or expires.

➤ **Offsetting financial instruments:**

Financial assets and liabilities are offset and the net amount reported in the Balance Sheet when there is a legally enforceable right to offset the recognized amounts and there is an intention to settle on a net basis or realize the asset and settle the liability simultaneously. The legally enforceable right must not be contingent on future events and must be enforceable in the normal course of business and in the event of default, insolvency or bankruptcy of the counter party.





### 3.8 Impairment of Non-Financial Assets

- The Company assesses, at each reporting date, whether there is an indication that an asset may be impaired. An asset is treated as impaired when the carrying cost of the asset exceeds its recoverable value being higher of value in use and net selling price. Value in use is computed at net present value of cash flow expected over the balance useful lives of the assets. For the purpose of assessing impairment, assets are grouped at the lowest levels for which there are separately identifiable cash inflows which are largely independent of the cash inflows from other assets or group of assets (Cash Generating Units - CGU).
- An impairment loss is recognized as an expense in the Statement of Profit and Loss in the year in which an asset is identified as impaired. The impairment loss recognized in earlier accounting period is reversed if there has been an improvement in recoverable amount.

### 3.9 Provisions, Contingent Liabilities and Contingent Assets

#### 3.9.1. Provisions

Provisions are recognized when there is a present obligation (legal or constructive) as a result of a past event and it is probable that an outflow of resources embodying economic benefits will be required to settle the obligation and a reliable estimate can be made of the amount of the obligation. Provisions are determined by discounting the expected future cash flows (representing the best estimate of the expenditure required to settle the present obligation at the Balance Sheet date) at a pre-tax rate that reflects current market assessments of the time value of money and the risks specific to the liability. The unwinding of the discount is recognized as finance cost.

#### ➤ Onerous Contracts:

Present obligations arising under onerous contracts are recognized and measured as provisions. An onerous contract is considered to exist when a contract under which the unavoidable costs of meeting the obligations exceed the economic benefits expected to be received from it.

#### 3.9.2. Contingent Liabilities


Contingent liability is a possible obligation arising from past events and the existence of which will be confirmed only by the occurrence or non-occurrence of one or more uncertain future events not wholly within the control of the Company or a present obligation that arises from past events but is not recognized because it is not possible that an outflow of resources embodying economic benefit will be required to settle the obligations or reliable estimate of the amount of the obligations cannot be made. The Company discloses the existence of contingent liabilities in Other Notes to financial statements.

#### 3.9.3. Contingent Assets

Contingent assets are not recognised in Financial Statements since this may result in the recognition of income that may never be realised. However, when the realisation of income is virtually certain, then the related asset is not a contingent asset and is recognised.

### 3.10 Investment properties

- Investment Property is property (comprising land or building or both) held to earn rental income or for capital appreciation or both, but not for sale in ordinary course of business, use in the production or supply of goods or services or for administrative purposes.
- Upon initial recognition, an investment property is measured at cost. Subsequently they are stated in the Balance Sheet at cost, less accumulated depreciation and accumulated impairment losses, if any.
- Any gain or loss on disposal of investment property is determined as the difference between net disposal proceeds and the carrying amount of the property and is recognized in the Statement of Profit and Loss.
- The depreciable investment property i.e., buildings, are depreciated on a straight line method at a rate determined based on the useful life as provided under Schedule II of the Act.
- Investment properties are derecognized either when they have been disposed of or when they are permanently withdrawn from the use and no future economic benefit is expected from their disposal. The net difference between the net disposal proceeds and the carrying amount of the asset is recognized in the Statement of Profit and Loss in the period of derecognition.



### 3.11 Non-current assets (or disposal groups) held for sale and discontinued operations

- Non-current assets (or disposal groups) are classified as held for sale if their carrying amount will be recovered principally through a sale transaction rather than through continuing use and a sale is considered highly probable. They are measured at the lower of the carrying amount and the fair value less cost to sell.
- An Impairment loss is recognized for any initial or subsequent write-down of the asset (or disposal group) to fair value less costs to sell. A gain is recognized for any subsequent increases in fair value less costs to sell of an asset (or disposal group), but not in excess of any cumulative impairment loss previously recognized. A gain or loss not previously recognized by the date of the sale of the non-current asset (or disposal group) is recognized at the date of de-recognition.
- Non-current assets (including those that are part of a disposal group) are not depreciated or amortized while they are classified as held for sale. Non-current assets (or disposal group) classified as held for sale are presented separately in the Balance Sheet. Any profit or loss arising from the sale or remeasurement of discontinued operations is presented as part of a single line item in Statement of Profit and Loss.

### 3.12 Measurement of Fair Values

A number of the Company's accounting policies and disclosures require the measurement of fair values, for both financial and non-financial assets and liabilities.

Fair value is the price that would be received to sell an asset or paid to transfer a liability in an orderly transaction between market participants at the measurement date. The fair value measurement is based on the presumption that the transaction to sell the asset or transfer the liability takes place either:

- In the principal market for the asset or liability, or
- In the absence of a principal market, in the most advantageous market for the asset or liability.

The principal or the most advantageous market must be accessible by the Company. The fair value of an asset or a liability is measured using the assumptions that market participants would use when pricing the asset or liability, assuming that market participants act in their economic best interest. A fair value measurement of a non-financial asset takes into account a market participant's ability to generate economic benefits by using the asset in its highest and best use or by selling it to another market participant that would use the asset in its highest and best use.

The Company uses valuation techniques that are appropriate in the circumstances and for which sufficient data are available to measure fair value, maximising the use of relevant observable inputs and minimising the use of unobservable inputs.


All assets and liabilities for which fair value is measured or disclosed in the financial statements are categorised within the fair value hierarchy, described as follows, based on the input that is significant to the fair value measurement as a whole:

- Level 1 - Quoted (unadjusted) market prices in active markets for identical assets or liabilities;
- Level 2 - Inputs other than quoted prices included within Level 1, that are observable for the asset or liability, either directly or indirectly; and
- Level 3 - Inputs which are unobservable inputs for the asset or liability.

External valuers are involved for valuation of significant assets & liabilities. Involvement of external valuers is decided by the management of the company considering the requirements of Ind AS and selection criteria include market knowledge, reputation, independence and whether professional standards are maintained.

### 3.13 Standards Issued/ amended but not yet effective


There are no standards that are issued but not yet effective on March 31, 2021.



#### 4. Significant Judgements and Key sources of Estimation in applying Accounting Policies

Information about Significant Judgements and Key sources of estimation made in applying accounting policies that have the most significant effects on the amounts recognized in the financial statements is included in the following notes:

- **Recognition of Deferred Tax Assets:** The extent to which deferred tax assets can be recognized is based on an assessment of the probability of the Company's future taxable income against which the deferred tax assets can be utilized. In addition, significant judgement is required in assessing the impact of any legal or economic limits.
- **Useful lives of depreciable/ amortisable assets (tangible and intangible):** Management reviews its estimate of the useful lives of depreciable/ amortisable assets at each reporting date, based on the expected utility of the assets. Uncertainties in these estimates relate to actual normal wear and tear that may change the utility of plant and equipment.
- **Provisions and Contingencies:** The assessments undertaken in recognising provisions and contingencies have been made in accordance with Indian Accounting Standards (Ind AS) 37, 'Provisions, Contingent Liabilities and Contingent Assets'. The evaluation of the likelihood of the contingent events is applied best judgement by management regarding the probability of exposure to potential loss.
- **Impairment of Financial Assets:** The Company reviews its carrying value of investments carried at amortized cost annually, or more frequently when there is indication of impairment. If recoverable amount is less than its carrying amount, the impairment loss is accounted for.
- **Fair value measurement of financial instruments:** When the fair values of financial assets and financial liabilities recorded in the Balance Sheet cannot be measured based on quoted prices in active markets, their fair value is measured using valuation techniques including the Discounted Cash Flow model. The input to these models are taken from observable markets where possible, but where this not feasible, a degree of judgement is required in establishing fair values. Judgements include considerations of inputs such as liquidity risk, credit risk and volatility.
- **Revenue Recognition:** The Company's contracts with customers include promises to transfer goods to the customers. Judgement is required to determine the transaction price for the contract. The transaction price could be either a fixed amount of customer consideration or variable consideration with elements such as discounts, rebates, etc. The estimated amount of variable consideration is adjusted in the transaction price only to the extent that it is highly probable that a significant reversal in the amount of cumulative revenue recognised will not occur and is reassessed at the end of each reporting period. Estimates of discounts and rebates are sensitive to changes in circumstances and the Company's past experience regarding returns, discount and rebate entitlements and may not be representative of customers' actual returns, discount and rebate entitlements in the future.



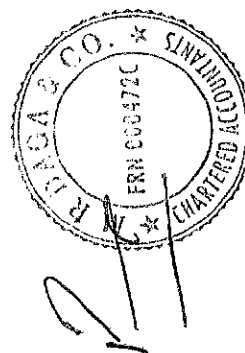
5 PROPERTY, PLANT AND EQUIPMENT

( in Rs)

Particulars	Year Ended 31st March 2021									
	Gross Carrying Amount					Accumulated Depreciation				
	Deemed cost as at 1st April 2020	Additions	Transfer/Inter Unit Transfer	Disposals	Other Adjustments	As at 31st March 2021	As at 1st April 2020	Depreciation charged during the year	Transfer/Inter Unit Transfer	Other Adjustments
Leasehold Land	-	-	-	-	-	-	-	-	-	-
Freehold Land	-	-	-	-	-	-	-	-	-	-
Sub-Total	-	-	-	-	-	-	-	-	-	-
Buildings	3,93,062	34,50,578	-	-	-	38,43,640	1,30,774	53,474	-	-
Plant and Machinery	3,68,48,105	3,89,16,852	-	-	-	7,57,65,757	96,72,067	24,05,919	-	-
Furniture and Fittings	4,710	27,250	-	-	-	31,960	-	648	-	-
Vehicles	0	-	-	-	-	-	-	-	-	-
Office Equipments	2,900	-	-	-	-	2,900	-	-	-	-
Railway Sidings	0	-	-	-	-	-	-	-	-	-
Capital Work in-Progress	45,66,130	-	-	45,66,130	-	-	-	-	-	-
Total	4,18,15,907	4,23,94,480	-	45,66,130	-	7,96,44,257	98,02,841	24,80,041	-	-
									1,22,62,892	6,73,81,375

Notes.

- 5.1 Includes Rs Nil in Land and Rs Nil in Building under co-ownership basis and also Rs Nil being value of investments in Shares of a Private Ltd. Co.
- 5.2 Other Adjustments include adjustment on account of foreign exchange differences pursuant to using the optional exemption available under para D13AA of Ind AS 101 "First Time Adoption" for continuing with the policy adopted for accounting for exchange difference on the Long Term Foreign Exchange Monetary Items recognized under previous GAAP. Accordingly, the amount adjusted with the block amounts to Rs Nil (previous year Rs Nil) and Rs Nil remaining unamortized as on 31st March 2021.
- 5.3 Other Adjustments also include finance costs capitalized on the qualifying assets as required by Ind AS 23 "Borrowing Costs" amounting to Rs Nil (previous year Rs Nil)



TALAJI CEMENTS LIMITED  
CIN : U72300WB1995PLC099355  
STATEMENT OF CHANGE IN EQUITY  
Statement of Change in Equity for the year ended 31st March, 2021

( ' in Rs.)

a) Equity Share Capital

Balance as at 1st April 2019  
Add/(Less): Changes in Equity Share Capital during the year  
Balance as at 31st March 2020  
Add/(Less): Changes in Equity Share Capital during the year  
Balance as at 31st March 2021

₹ 10,00,000
6,00,00,000
6,00,00,000


b) Other Equity

	Reserve & Surplus						Items of Other Comprehensive Income			Total
	Capital Reserve	Securities Premium Reserve	Debenture Redemption Reserve	General Reserve	Foreign Currency Monetary Item Translation Difference Account	Retained Earnings	Debt Instrument through Other Comprehensive Income	Equity Instrument through Other Comprehensive Income	Remeasurement of Defined Benefit Plans	
Balance as at 31st March, 2020						3,23,84,561				3,23,84,561
Profit for the year						37,80,517				37,80,517
Transfer from Retained Earnings										
Mark to market gain/loss through OCI										
Deferred Tax										
Reclassification of financial instruments from OCI to Statement of Profit & Loss										
Other Comprehensive Income										
Total Comprehensive Income for the year						37,80,517				37,80,517
Dividends Paid										
Dividend Distribution Tax										
Transfer to Debenture Redemption Reserve										
Transfer to General Reserve										
Exchange Gain/(Loss) during the year										
Balance as at 31st March, 2021						3,61,65,078				3,61,65,078

As per our Report of even date.  
For M.R. Daga & Co.  
Chartered Accountants

Pankaj Daga  
Partner  
(Membership No. 0404056)

Place : Satna (M.P.)  
Dated : 10.05.2021  
UDIN: 21404056AAAACV043



Place : Kolkata  
Dated : 10/05/2021

Directors  
A. Sarangi  
DIN: 0533603  
M. K. MEHTA  
DIN: 00085694  
A. Agarwal  
DIN: 01875701

ASSETS

A. NON-CURRENT ASSETS

FINANCIAL ASSETS

NOTE 6 : INVESTMENTS

	As at 31st March 2021	As at 31st March 2020
INVESTMENT AT AMORTIZED COST		
UNQUOTED		
National Savings Certificates (Face Value Rs. 10,000 ) (Deposited with Government Department as Security)	10,000	10,000
	10,000	10,000
TOTAL NON-CURRENT INVESTMENTS		
Aggregate of Quoted Investments	-	-
Aggregate Market Value of Quoted Investments	-	-
Aggregate of Unquoted Investments	10,000	10,000
Aggregate amount of Impairment in value of Investments	-	-

NOTE 7 : OTHERS

Security Deposits:		
Secured, considered good	62,500	62,500
Unsecured, considered good	-	-
Doubtful	-	-
	62,500	62,500
Balances with Bank held as margin money/security	-	-
Fixed Deposit with Banks	-	1,31,89,716
	-	1,31,89,716
	62,500	1,32,52,216

NOTE 8 : Other Non-Current Assets


Other Advances (Unsecured, Considered good)		
Advance Tax (including TDS) (Net of provisions)	-2,50,379	-1,57,127
Advance against supply of Goods and Services	-	-
Prepaid Expenses	-	-
Balances with Government & Statutory Authorities	-	-
Advances paid Under Protest	3,76,11,780	3,76,11,780
	3,73,61,401	3,74,54,653

B. CURRENT ASSETS

FINANCIAL ASSETS

NOTE 9 : INVESTMENTS

UNITS IN MUTUAL FUNDS		
UNQUOTED		
HDFC Ultra Short Term Fund - Direct Growth	71,63,640	67,55,100
Total Current Investment	71,63,640	67,55,100
	71,73,640	67,65,100
Total Non-Current and Current Investments		
Aggregate of Quoted Investments	-	-
Aggregate Market Value of Quoted Investments	-	-
Aggregate of Unquoted Investments	71,63,640	67,55,100
Aggregate amount of Impairment in value of Investments	-	-
Aggregate of Total(Non-Current and Current) Quoted Investments	-	-
Aggregate Market value of Total(Non-Current and Current) Quoted Investments	-	-
Aggregate of Total(Non-Current and Current) Unquoted Investments	71,73,640	67,65,100
Aggregate amount of Impairment in value of Total Investments	-	-



	As at 31st March 2021	As at 31st March 2020
<b>NOTE 10 : CASH AND BANK BALANCES</b>		
Cash and Cash Equivalents		
Balances With Banks	7,89,041	45,29,401
Cash in hand	7,89,041	45,29,401
<b>NOTE 11 : Others</b>		
Unsecured, considered good unless stated otherwise	-	-
Interest accrued on Investments	-	-
<b>NOTE 12 : Other Current Assets</b>		
Other Advances (Unsecured, Considered good)	-	-
Prepaid Expenses	62,69,673	7,651
Balances with Government & Statutory Authorities	62,69,673	7,651

## EQUITY AND LIABILITIES

### C. EQUITY

#### NOTE 13 : Equity Share Capital

<b>Authorised</b>		
60,00,000 Ordinary Shares of Rs. 10/- each	6,00,00,000	6,00,00,000
	6,00,00,000	6,00,00,000
<b>Issued</b>		
60,00,000 Ordinary Shares of Rs. 10/- each	6,00,00,000	6,00,00,000
<b>Subscribed and Paid-up</b>		
60,00,000 Ordinary Shares of Rs. 10/- each fully paid-up	6,00,00,000	6,00,00,000
(Of the above, 58,80,400 Ordinary Shares are held by Birla Corporation Limited, the Holding Company)	6,00,00,000	6,00,00,000

The company has only one class of Issued shares i.e. ordinary shares having par value of Rs.10 per share. Each holder of ordinary shares is entitled to one vote per share and equal right for dividend. No preference and/or restrictions on distribution of dividend and repayment of capital is attached to the above shares.

There has been no change/movements in number of shares outstanding at the beginning and at the end of the reporting period and therefore no reconciliation is required.

The Company has Birla Corporation Limited as its ultimate holding company.


1 (P.Y. 1) shareholder holds more than 5% of the Ordinary Shares of the Company aggregating to 58,80,400 shares as on 31st Mar, 2021.

No shares have been reserved for issue under options and contracts/ commitments for the sale of shares/disinvestment as at the balance sheet date.

No shares have been allotted or has been bought back by the company during the period of 5 years preceeding the date as at which the Balance Sheet is prepared.

No convertible securities has been issued by the company during the Year.

No calls are unpaid by any Director and Officer of the Company during the Year.



	As at 31st March 2021	As at 31st March 2020
<b>NOTE 14 : Other Equity</b>		
<b>Retained Earnings</b>		
<b>Surplus/ (Deficit)</b>		
As per last Financial Statements	3,23,84,561	2,98,77,822
Add: Profit for the Year	37,80,517	25,06,739
Less : Depreciation	-	-
	<u>3,61,65,078</u>	<u>3,23,84,561</u>
<b>Total Other Equity</b>	<u><b>3,61,65,078</b></u>	<u><b>3,23,84,561</b></u>

**D. NON-CURRENT LIABILITIES**

**NOTE 15 : Deferred Tax Liabilities (Net)**

Deferred Tax Liabilities	25,81,354	13,77,268
Deferred Tax Liabilities	<u>25,81,354</u>	<u>13,77,268</u>

(a) In accordance with Ind AS 12 i.e. 'Income Taxes' Issued by the Institute of Chartered Accountants of India, the Company's deferred tax liabilities as on 31st Mar'21 is Rs.25,81,354 arising out of timing differences. The excess of deferred tax liabilities over assets has been recognized in the accounts.

**E. CURRENT LIABILITIES**

**FINANCIAL LIABILITIES**

**NOTE 16 : Trade Payables**


Others (BCL & Others)	2,02,91,198	72,971
	<u>2,02,91,198</u>	<u>72,971</u>

**NOTE 17 : Other current liabilities**

For Statutory Dues (GST & TDS Payable)	-	1,87,287
	<u>-</u>	<u>1,87,287</u>


**NOTE 18 : Other Income**

<b>Interest Income</b>		
From banks	6,78,572	3,77,871
(Tax Deducted at Source Rs.50,892, Previous year Rs.38,503)		
From refund on Income Tax		
<b>Net gain/ (loss) on sale of Investments</b>		
Net gain/ (loss) on sale of long term Investments	-	4,82,072
Net gain/ (loss) on sale of current Investments	-	-
<b>Net Gain on Investments Fair Value Through P &amp; L</b>	4,08,540	4,70,460
<b>Other Non Operating Income (For use of Fly Ash Extraction System)</b>		
Miscellaneous Income (Tax Deducted at Source Rs.1,09,066, Previous year Rs.1,55,215)	72,71,055	77,60,770
	<u>83,58,167</u>	<u>90,91,173</u>






	As at 31st March 2021	As at 31st March 2020
<b>NOTE 19 : Depreciation and amortization expense</b>		
On Fixed Assets	24,60,041	19,60,568
	<u>24,60,041</u>	<u>19,60,568</u>
<b>NOTE 20 : Other Expenses</b>		
Legal Charges	-	44,88,200
Travelling Expenses	-	-
Printing and Stationery	16,225	15,401
Bank Charges	652	962
General Charges	11,216	33,213
Insurance	1,22,762	43,196
Statutory Auditors -	-	-
Audit Fees	22,000	22,000
Directors' Fees	-	-
	<u>1,72,855</u>	<u>46,02,972</u>
	<u>1,72,855</u>	<u>46,02,972</u>



**Notes to Standalone Financial Statements as on and for the year ended 31st March, 2021**

- 21 There are no reportable segments as per Ind AS 108 i.e. 'Operating Segments' issued by the Institute of Chartered Accountants of India., as the Company has not yet started its commercial production.
- 22 The Company is liable to pay regular tax on its profits earned during the current accounting year. However, tax credit shall be utilized to the extent of difference between regular tax & MAT Liability, depending upon the credit earned by the Company in past years, in accordance with the provisions of Section 115JAA of the Income Tax Act, 1961.
- 23 There are no Micro, Small and Medium Enterprises (MSMEs) as defined in the Micro, Small, Medium Enterprises Development Act, 2006, within the appointed date during the year and no MSMEs to whom the Company owes dues on account of principal amount together with interest at the Balance Sheet date, hence no additional disclosure has been made.
- 24 Talavadi Cements Limited has been granted Mining Lease for 2130 hectares in Satna District in the State of Madhya Pradesh. Ultratech Cements Limited filed an appeal against the above grant. Pursuant to order of the Hon'ble Supreme Court, the company had filed Review Petition before the Hon'ble High Court at Jabalpur. The Hon'ble High Court vide its order dated 23rd October, 2018 dismissed the Review Petition and further directed the Company to raise all questions of Law and facts before the State Government. Aggrieved by the above order the Company again filed a SLP before the Hon'ble Supreme Court. By an order and judgment dated 15th April, 2019 the Hon'ble Supreme Court dismissed the SLP with a direction to the State Government to decide the matter in accordance with Law in terms of the order of the Hon'ble High Court of Jabalpur. Matter is pending before the State Government for adjudication as per direction of Hon'ble Supreme Court as well as Hon'ble High Court, Jabalpur.
- 25 The Board of Directors of the Company at its meeting held on 25th July 2013 had approved the Scheme of Amalgamation to amalgamate the Company with Birla Corporation Limited, its Holding Company with an appointed date of 1st April 2013. The scheme is subject to the approval of the Hon'ble High Court at Kolkata.



- 26 Disclosure as required under the micro, small and medium enterprises development act, 2006, to the extent ascertained, and as per notification number GSR 679 (E) dated 4th September, 2015

Sl. No.	Particulars	As at 31 <sup>st</sup> March 2021	As at 31 <sup>st</sup> March 2020
i	The principal amount and the interest due thereon remaining unpaid to any supplier at the end of each financial year.	NIL	NIL
ii	The amount of interest paid by the buyer in terms of section 16 of the Micro, Small and Medium Enterprises Development Act, 2006, along with the amount of the payment made to the supplier beyond the appointed day during each accounting year.	NIL	NIL
iii	The amount of interest due and payable for the period of delay in making payment but without adding the interest specified under the Micro, Small and Medium Enterprises Development Act, 2006	NIL	NIL
iv	The amount of interest accrued and remaining unpaid at the end of each accounting year	NIL	NIL
v	The amount of further interest remaining due and payable even in the succeeding years, until such date when the interest dues above are actually paid to the small enterprise, for the purpose of disallowance of a deductible expenditure under section 23 of the Micro, Small and Medium Enterprises Development Act, 2006	NIL	NIL

**27 Related Party Disclosures**

- 27.1 As defined in Indian Accounting Standard-24, the Company has a related party relationship in the nature of control by its Holding Company namely:

Name of the Entity	Place of Incorporation	Ownership Interest held by the Company	
		31 <sup>st</sup> March 2021	31 <sup>st</sup> March 2020
Birla Corporation Limited	India	98.01%	98.01%

Nature	Name	Designation
Key Management Personnels	Mr. Aditya Saraogi	Director
	Mr. Manoj Kumar Mehta	Director
	Mr. Arun Agarwal	Director


- 27.2 Other related parties with whom transactions have taken place during the year and previous year are: NIL

**27.3 Transactions during the year**

Particulars	2020-2021	2019-2020
	Holding	Holding
Sale of goods/services	72,71,055	77,60,770
Purchase of goods/services	3,78,28,350	
Receipt of Rent		
Advances received	16,43,333	32,82,066
Advances repaid	16,43,333	32,82,066
Interest Received		
Remuneration, Perquisites & Others		

**28 Balance Outstanding as at the balance sheet date**

Particulars	As at 31 <sup>st</sup> March 2021	As at 31 <sup>st</sup> March 2020
Trade Payables		
Holding	2,02,18,226	NIL
Trade Receivables		
Holding	NIL	NIL
Advances Received		
Holding	NIL	NIL
Provision for Doubtful Advances		
Holding	NIL	NIL



29 Fair value of Financial Assets and Financial Liabilities

As at 31st March 2021 and 31st March 2020

Particulars	31st March 2021			31st March 2020		
	FVTPL	FVOCI	Amortized Cost	FVTPL	FVOCI	Amortized Cost
<b>Financial Assets</b>						
Investment						
- Equity Instruments						
- Preference Shares						
- Bonds and Debentures						
- Mutual Funds						
- Government Securities	71,63,640		10,000	67,55,100		10,000
Trade Receivables						
Loans Given			7,89,041			45,29,401
Cash and Cash Equivalents			62,500			62,500
Security Deposits			-			1,31,89,716
Fixed Deposits maturing after 12 months from Balance sheet date			-			-
Interest accrued on Fixed Deposits			-			-
<b>Total Financial Assets</b>	<b>71,63,640</b>	<b>-</b>	<b>8,61,541</b>	<b>67,55,100</b>	<b>-</b>	<b>1,77,91,617</b>
<b>Financial Liabilities</b>						
Borrowings			2,02,91,198			72,971
Trade Payables						
Trade & Security Deposits						
Capital Creditors						
<b>Total Financial Liabilities</b>	<b>-</b>	<b>-</b>	<b>2,02,91,198</b>	<b>-</b>	<b>-</b>	<b>72,971</b>

30 Fair Values


30.1 The following is the comparison by class of the carrying amounts and fair value of the Company's financial instruments that are measured at amortized cost:

Particulars	31st March 2021		31st March 2020	
	Carrying Amount	Fair Value	Carrying Amount	Fair Value
<b>Financial Assets</b>				
Investments				
Bonds				
Government Securities	10,000	10,000	10,000	10,000
Loans				
Loan to Related Parties				
Loan to Employees				
Cash and Cash Equivalents	7,89,041	7,89,041	45,29,401	45,29,401
Security Deposits	62,500	62,500	62,500	62,500
Fixed Deposits maturing after 12 months from Balance sheet date	-	-	1,31,89,716	1,31,89,716
Interest accrued on Fixed Deposits	-	-	-	-
<b>Total Financial Assets</b>	<b>8,61,541</b>	<b>8,61,541</b>	<b>1,77,91,617</b>	<b>1,77,91,617</b>
<b>Financial Liabilities</b>				
Non-Current Borrowings				
Debentures				
Rupee Term Loan				
Foreign Currency Term Loan				
Obligations under Finance Lease				
Trade Payables	2,02,91,198	2,02,91,198	72,971	72,971
<b>Total Financial Liabilities</b>	<b>2,02,91,198</b>	<b>2,02,91,198</b>	<b>72,971</b>	<b>72,971</b>

30.2 The management assessed that the fair values of government securities, cash and cash equivalents, security deposits, Fixed Deposits, Interest accrued on fixed deposits and trade payables approximates their carrying amounts largely due to the short-term maturities of these instruments.

30.3 For Financial assets and liabilities that are measured at fair value, the carrying amounts are equal to their fair values.

30.4 The fair value of the financial assets and financial liabilities is included at the amount at which the instruments could be exchanged in a current transaction between willing parties, other than in a forced or liquidation sale.



### 31 Fair Value Hierarchy

The following are the judgements and estimates made in determining the fair values of the financial instruments that are (a) recognized and measured at fair value and (b) measured at amortized cost and for which fair value are disclosed in the financial statements. To provide an indication about the reliability of the inputs used in determining fair value, the company has classified its financial instruments into the three levels of fair value measurement as prescribed under the Ind AS 113 "Fair Value Measurement". An explanation of each level follows underneath the tables.

#### 31.1 Assets and Liabilities measured at Fair Value - recurring fair value measurements

As at 31st March 2021 and 31st March 2020


Particulars	31st March 2021			31st March 2020		
	Level 1	Level 2	Level 3	Level 1	Level 2	Level 3
<b>Financial Assets</b>						
Financial Investment at FVTPL						
Unlisted Preference Shares						
Mutual Funds	71,63,640			67,55,100		
Financial Investment at FVOCI						
Listed Equity Investments						
Unlisted Equity Investments						
Listed Corporate Bonds						
Listed Government Securities						
Government Securities						
Derivatives not designated as hedge						
Foreign Exchange Forward Contracts						
<b>Total Financial Assets</b>	<b>71,63,640</b>	<b>-</b>	<b>-</b>	<b>67,55,100</b>	<b>-</b>	<b>-</b>
<b>Financial Liabilities</b>						
Derivatives not designated as hedges						
Foreign Exchange Forward Contracts						
<b>Total Financial Liabilities</b>	<b>-</b>	<b>-</b>	<b>-</b>	<b>-</b>	<b>-</b>	<b>-</b>

#### 31.2 Financial Assets and Liabilities measured at Amortized Cost for which fair values are disclosed

As at 31st March 2021 and 31st March 2020

Particulars	31st March 2021			31st March 2020		
	Level 1	Level 2	Level 3	Level 1	Level 2	Level 3
<b>Financial Assets</b>						
Investments						
Bonds						
Government Securities			10,000			10,000
Loans						
Loans to Associates						
Loans to Employees						
Security Deposits						
Cash and Cash Equivalents			7,89,041			45,29,401
Security Deposits			62,500			62,500
Fixed Deposits maturing after 12 months from Balance sheet date			-			1,31,89,716
Other Financial Assets						
<b>Total Financial Assets</b>	<b>-</b>	<b>-</b>	<b>8,61,541</b>	<b>-</b>	<b>-</b>	<b>1,77,91,617</b>
<b>Financial Liabilities</b>						
Non-Current Borrowings						
Debentures						
Rupee Term Loan						
Foreign Currency Term Loan						
Obligation under Finance Lease						
Trade Payables			2,02,91,198			72,971
<b>Total Financial Liabilities</b>	<b>-</b>	<b>-</b>	<b>2,02,91,198</b>	<b>-</b>	<b>-</b>	<b>72,971</b>
<b>Investment Properties</b>						

31.3 During the year ended March 31, 2021 and March 31, 2020, there were no transfers between Level 1 and Level 2 fair value measurements, and no transfer into and out of Level-3 fair value measurements.



**31.4 Explanation to the fair value hierarchy**

The Company measures financial instruments, such as, quoted investments at fair value at each reporting date. Fair value is the price that would be received to sell an asset or paid to transfer a liability in an orderly transaction between market participants at the measurement date. All assets and liabilities for which fair value is measured or disclosed in the financial statements are categorised within the fair value hierarchy, described as follows, based on the lowest level input that is significant to the fair value measurement as a whole:

- 31.4.1 Level 1** Level 1 hierarchy includes financial instruments measured using quoted prices. This includes listed equity instruments, traded bonds and mutual funds that have quoted price. The fair value of all equity instruments (including bonds) which are traded in the stock exchanges is valued using the closing price as at the reporting period. The mutual funds are valued using the closing NAV.
- 31.4.2 Level 2** The fair value of financial instruments that are not traded in an active market (for example, traded bonds, over-the-counter derivatives) is determined using valuation techniques which maximise the use of observable market data and rely as little as possible on entity-specific estimates. If all significant inputs required to fair value an instrument are observable, the instrument is included in level 2.
- 31.4.3 Level 3** If one or more of the significant inputs is not based on observable market data, the instrument is included in level 3. This is the case for unlisted equity securities, contingent consideration included in level 3.

**32** The following are the remaining contractual maturities of financial liabilities as at 31st March 2021.


a	Particulars	On Demand	Less than 6 months	6 months to 1 year	1 years to 5 years	More than 5 years	Total
	<b>Non-derivative</b>						
	Trade payables	2,02,91,198					

**33** Comparative financial information (i.e. the amounts and other disclosure for the preceding year) presented above, is included as an integral part of the current year's financial statements, and is to be read in relation to the amounts and other disclosures relating to the current year. Figures of the previous year are regrouped and reclassified wherever necessary to correspond to figures of the current year.

Signature to Notes 1 to 33

As per our Report of even date.  
For M.R. Daga & Co.  
Chartered Accountants

Pankaj Daga  
Partner  
(Membership No. 0404056)



Place : SATNA  
Dated : 10/05/2021  
UDIN:

Place : Kolkata  
Dated : 10/05/2021

Directors

*A. Saraogi* *M. K. MEHTA* *A. Agaryal*  
A. Saraogi M. K. MEHTA A. Agaryal  
DIN:05336037 DIN:00085694 DIN:01875702